



# FY 2021-22 Second Quarter Financial Report and FY 2020-21 ACFR Results

Presentation to the Folsom City Council  
February 8, 2022



CITY OF  
**FOLSOM**

# General Fund Summary



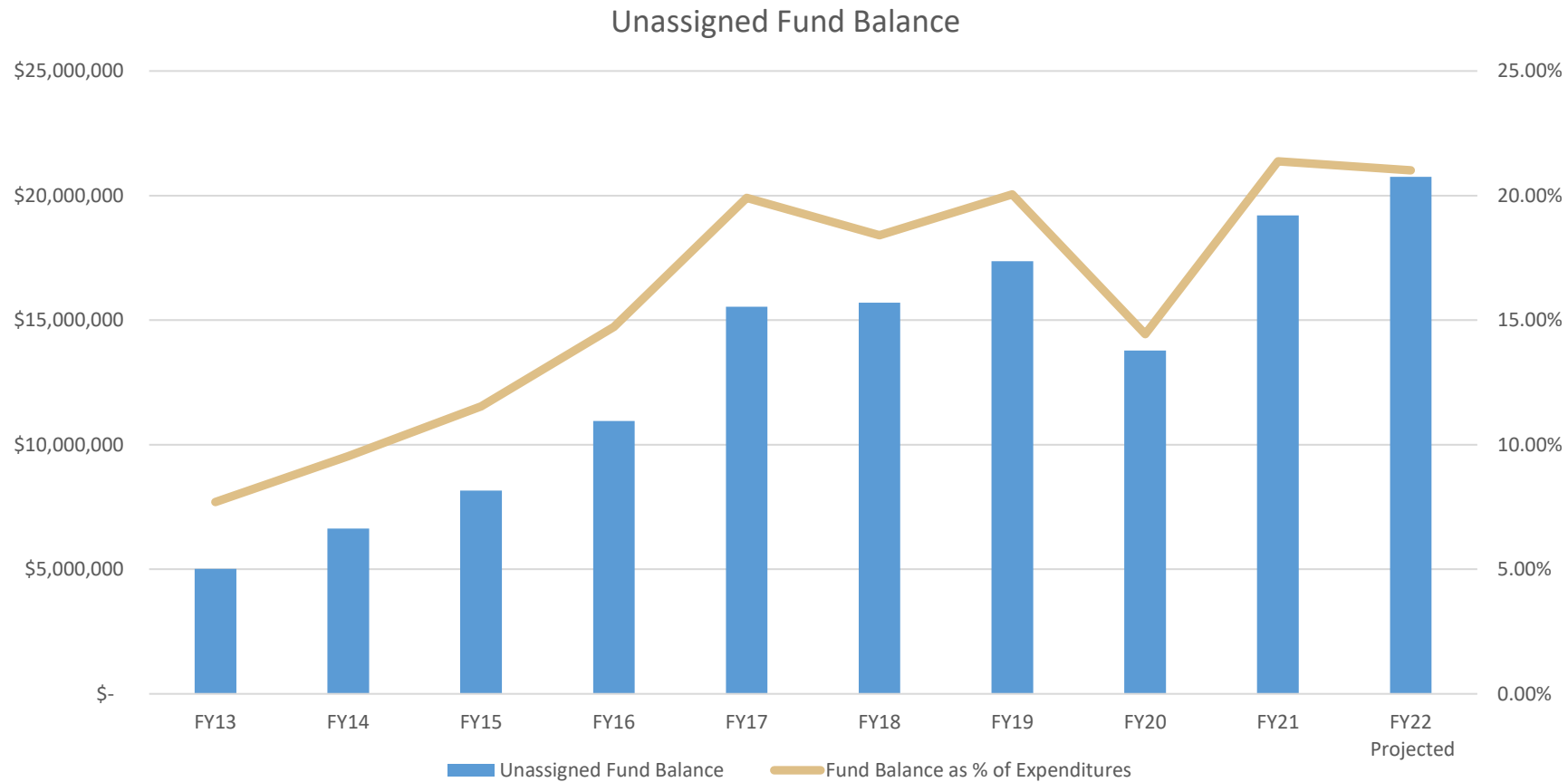
CITY OF  
FOLSOM

	ACFR FY 19-20	ACFR FY 20-21	Projected FY 21-22
Revenue	\$ 87,429,976	\$ 94,576,706	\$ 98,027,128
Expenditures	(95,402,366)	(89,812,552)	(96,530,598)
Adj. for Transit Annexation	2,900,000	-	-
CARES Act Reimbursement	-	1,007,649	-
ARPA Funding Appropriated	-	-	2,195,500
ARPA Funding Expended	-	-	(2,195,500)
<b>Change in Total Fund Balance</b>	<b>\$ (5,072,390)</b>	<b>\$ 5,771,803</b>	<b>\$ 1,496,530</b>
Estimated Encumbrances	1,018,076	1,813,094	1,570,641
<b>Unassigned Fund Balance</b>	<b>\$ 13,776,114</b>	<b>\$ 19,200,703</b>	<b>\$ 20,754,333</b>
% of Expenditures	14.4%	21.4%	21.0%

# General Fund Summary



CITY OF  
**FOLSOM**



# General Fund – Revenues




CITY OF  
**FOLSOM**

	FY 20-21 Actual	FY 21-22 Budgeted	FY 21-22 Projected	Over/(Under) Budget	% of Budget
Property Tax	\$ 31,253,436	\$ 32,491,949	\$ 32,991,949	\$ 500,000	102%
Sales Tax	25,846,985	24,551,790	26,498,472	1,946,682	108%
Transient Occupancy Tax	1,357,550	2,000,000	2,000,000	-	100%
Charges for Services	14,168,865	9,893,940	13,299,975	3,406,035	134%
Licenses, Permits & VLF	12,615,054	11,911,184	11,960,984	49,800	100%
Transfers In	6,058,559	8,393,178	7,730,248	(662,930)	92%
All other	3,276,259	3,545,500	3,545,500	-	100%
<b>Subtotal Revenue</b>	<b>\$ 94,576,708</b>	<b>\$ 92,787,541</b>	<b>\$ 98,027,128</b>	<b>\$ 5,239,587</b>	<b>106%</b>
CARES Act /ARPA	<b>1,007,649</b>	<b>2,195,500</b>	<b>2,195,500</b>	<b>-</b>	
<b>Total Revenue</b>	<b>\$ 95,584,357</b>	<b>\$ 94,983,041</b>	<b>\$ 100,222,628</b>	<b>\$ 5,239,587</b>	<b>106%</b>




# General Fund - Expenditures



CITY OF  
**FOLSOM**


	<b>FY 20-21 Actual</b>	<b>FY 21-22 Budgeted</b>	<b>FY 21-22 Projected</b>	<b>Over/(Under) Budget</b>	<b>% of Budget</b>
Salaries & Benefits	\$65,981,000	\$67,841,428	\$69,229,828	\$1,388,400	102.0%
O&M	20,011,416	21,872,224	\$23,692,781	\$1,820,557	108.3%
Capital Outlay	2,918,755	2,290,740	\$2,824,840	\$534,100	123.3%
Debt Service	901,381	783,149	\$783,149	\$0	100.0%
<b>Subtotal Expenditures</b>	<b>\$89,812,552</b>	<b>\$92,787,541</b>	<b>\$96,530,598</b>	<b>\$3,743,057</b>	<b>104.0%</b>
Use of ARPA Funds	\$0	\$2,195,500	\$2,195,500	\$0	
<b>Total Expenditures</b>	<b>\$89,812,552</b>	<b>\$94,983,041</b>	<b>\$98,726,098</b>	<b>\$3,743,057</b>	<b>104.0%</b>

# General Fund - Expenditures




CITY OF  
**FOLSOM**

	<b>FY 21-22 Budgeted</b>	<b>FY 21-22 Projected</b>	<b>Over/(Under) Budget</b>	<b>% of Budget</b>
City Council	\$ 116,141	\$ 106,141	\$ (10,000)	91.4%
City Manager	1,303,034	1,226,034	(77,000)	94.1%
City Clerk	596,133	589,633	(6,500)	98.9%
City Attorney	1,058,985	977,485	(81,500)	92.3%
Management & Budget	5,399,728	5,078,128	(321,600)	94.0%
Human Resources	846,494	736,494	(110,000)	87.0%
Police	24,791,486	24,840,986	49,500	100.2%
Fire	22,162,757	24,856,257	2,693,500	112.2%
Community Development	5,629,217	7,427,017	1,797,800	131.9%
Parks & Recreation	14,423,345	14,708,102	284,757	102.0%
Library	1,930,397	1,761,397	(169,000)	91.2%
Public Works	8,355,071	8,048,171	(306,900)	96.3%
Non-Dept	6,174,753	6,174,753	-	100.0%
<b>Subtotal Expenditures</b>	<b>\$ 92,787,541</b>	<b>\$ 96,530,598</b>	<b>\$ 3,743,057</b>	
ARPA Funding	2,195,500	2,195,500	-	
<b>Total Expenditures</b>	<b>\$ 94,983,041</b>	<b>\$ 98,726,098</b>	<b>\$ 3,743,057</b>	<b>103.9%</b>



# Enterprise Funds

# Water Enterprise Fund




CITY OF  
**FOLSOM**

	<b>Actual FY 20-21</b>	<b>Budget FY 21-22</b>	<b>Projected FY 21-22</b>
Program Revenues	\$ 18,243,570	\$ 17,865,000	\$ 17,865,000
Salaries & Benefits	\$ 5,301,163	\$ 5,489,559	\$ 5,479,559
Operating Expenses	5,520,613	7,038,018	6,924,918
Transfers Out	933,797	1,105,800	1,105,800
Debt Service	1,920,457	1,892,985	1,892,985
	<hr/>	<hr/>	<hr/>
	\$ 13,676,030	\$ 15,526,362	\$ 15,403,262
Capital Expenses	\$ 3,601,905	\$ 16,375,793	\$ 4,775,793
<b>Working Capital</b>	<b>\$ 21,046,468</b>	<b>\$ 21,046,468</b>	<b>\$ 21,253,191</b>




# Wastewater Enterprise Fund



CITY OF  
FOLSOM


	<b>Actual FY 20-21</b>	<b>Budget FY 21-22</b>	<b>Projected FY 21-22</b>
Program Revenues	\$ 8,474,729	\$ 8,525,154	\$ 8,625,154
Salaries & Benefits	\$ 2,926,471	\$ 3,030,598	\$ 2,990,598
Operating Expenses	1,468,573	2,191,084	1,791,084
Transfers Out	670,845	725,198	725,198
	<hr/>	<hr/>	<hr/>
	\$ 5,065,889	\$ 5,946,880	\$ 5,506,880
Capital Expenses	\$ 819,012	\$ 16,891,123	\$ 3,476,123
<b>Working Capital</b>	<b>\$ 16,696,316</b>	<b>\$ 16,696,316</b>	<b>\$ 16,338,467</b>

# Solid Waste Enterprise Fund




CITY OF  
**FOLSOM**

	<b>Actual FY 20-21</b>	<b>Budget FY 21-22</b>	<b>Projected FY 21-22</b>
Program Revenues	\$ 15,206,531	\$ 16,241,410	\$ 17,691,410
Salaries & Benefits	\$ 5,879,538	\$ 6,941,644	\$ 6,541,644
Operating Expenses	6,240,103	6,693,409	7,351,309
Transfers Out	1,783,148	1,742,377	1,742,377
	<hr/>		
	\$ 13,902,789	\$ 15,377,430	\$ 15,635,330
Capital Expenses	\$ 1,490,261	\$ 3,943,709	\$ 4,093,709
<b>Working Capital</b>	<b>\$ 6,576,585</b>	<b>\$ 6,576,585</b>	<b>\$ 4,538,956</b>



# Internal Service Fund

# Risk Management



CITY OF  
**FOLSOM**

	<b>Actual</b>	<b>Projected</b>
	<b>FY 20-21</b>	<b>FY 21-22</b>
Operating Revenues	\$ 15,718,727	\$ 17,915,349
Operating Expenses	\$ 18,136,971	\$ 19,969,979
<b>Unrestricted Net Position</b>	<b>\$ 6,879,931</b>	<b>\$ 4,825,301</b>

## Major Expense Categories:

Act Employee Health	\$ 7,606,914	\$ 8,216,896
Retiree Health	\$ 4,595,470	\$ 4,718,286
Workers Comp	\$ 1,714,006	\$ 2,419,803
Liability Insurance	\$ 2,167,455	\$ 2,444,261



CITY OF  
**FOLSOM**

# QUESTIONS / COMMENTS