



# FY 2019-20 3<sup>rd</sup> Quarter Financial Report

Presentation to the Folsom City Council  
May 26, 2020



CITY OF  
**FOLSOM**

# General Fund Summary



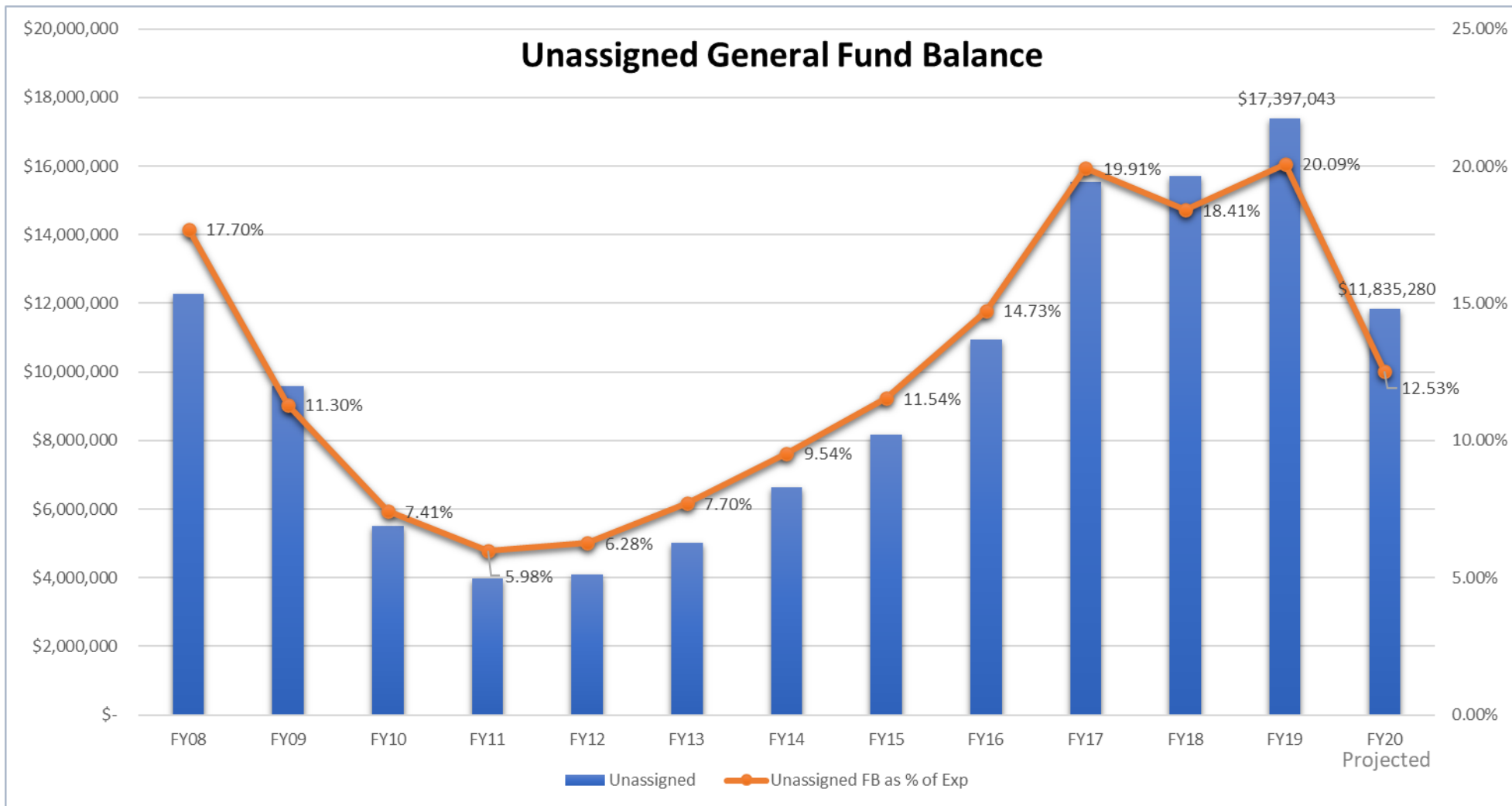
CITY OF  
FOLSOM

	<b>FY 19-20 Budgeted</b>	<b>FY 19-20 Projected</b>
Revenue	\$ 91,802,756	\$ 86,028,643
Expenditures	(91,802,756)	(94,457,409)
Adj. for Transit Annexation	-	2,900,000
Change in Fund Balance	\$ -	\$ (5,528,766)
<b>Unassigned Fund Balance</b>	<b>\$ 17,364,046</b>	<b>\$ 11,835,280</b>
% of Expenditures	18.9%	12.5%


# General Fund Summary



CITY OF  
**FOLSOM**




# General Fund – Revenues



CITY OF  
**FOLSOM**

	<b>FY 19-20 Budgeted</b>	<b>FY 19-20 Projected</b>	<b>Over/(Under) Budget</b>	<b>% of Budget</b>
Property Tax	\$ 27,851,631	\$ 27,851,631	\$ -	100.0%
Sales Tax	26,349,287	23,892,287	(2,457,000)	90.7%
Transient Occupancy Tax	2,346,299	1,719,693	(626,606)	73.3%
Charges for Services	14,398,625	11,671,967	(2,726,658)	81.1%
Licenses, Permits & VLF	9,842,869	10,864,596	1,021,727	110.4%
Transfers In	7,211,844	6,813,833	(398,011)	94.5%
All other	3,802,201	3,214,636	(587,565)	84.5%
<b>Total Revenue</b>	<b>\$ 91,802,756</b>	<b>\$ 86,028,643</b>	<b>\$ (5,774,113)</b>	<b>93.7%</b>


# General Fund – Revenues



CITY OF  
FOLSOM

	<b>FY 18-19 Actual</b>	<b>FY 19-20 Budget</b>	<b>FY 19-20 Projected</b>
<b>All Tax Related Revenue</b>	<b>\$56,099,525</b>	<b>\$58,219,217</b>	<b>\$54,902,916</b>
<b>All Non-Tax Revenue</b>	<b>\$36,161,312</b>	<b>\$33,583,539</b>	<b>\$31,125,727</b>
Development Fees	3,929,009	2,689,775	2,625,053
Building Permits	2,023,999	1,300,000	2,002,979
Parks & Rec Fees	5,018,254	5,236,900	2,949,918
Ambulance Fees	4,056,780	4,000,000	4,265,421
<b>Total Revenue</b>	<b>\$92,260,837</b>	<b>\$91,802,756</b>	<b>\$86,028,643</b>


# General Fund - Expenditures



CITY OF  
**FOLSOM**


	<b>FY 19-20 Budgeted</b>	<b>FY 19-20 Projected</b>	<b>Over/(Under) Budget</b>	<b>% of Budget</b>
Salaries	\$ 38,215,462	\$ 38,621,862	\$ 406,400	101.1%
Benefits	27,049,277	26,727,827	(321,450)	98.8%
O&M	23,082,843	25,439,543	2,356,700	110.2%
Capital Outlay	2,545,940	2,758,943	213,003	108.4%
Debt Service	909,234	909,234	-	100.0%
Adj. for Transit Annexation	-	(2,900,000)	(2,900,000)	-
<b>Total Expenditures</b>	<b>\$ 91,802,756</b>	<b>\$ 91,557,409</b>	<b>\$ (245,347)</b>	<b>99.7%</b>

# General Fund - Expenditures



CITY OF  
**FOLSOM**

	<b>FY 19-20 Budgeted</b>	<b>FY 19-20 Projected</b>	<b>% of Budget</b>
City Council	\$ 142,576	\$ 130,773	91.7%
City Manager	1,308,827	1,352,376	103.3%
City Clerk	593,577	599,221	101.0%
Mgmt & Budget	5,019,572	4,835,011	96.3%
City Attorney	1,029,351	981,677	95.4%
Human Res	725,089	690,307	95.2%
Police	23,564,422	23,553,934	100.0%
Fire	21,239,400	22,930,490	108.0%
Comm Dvlmnt	5,594,298	6,757,164	120.8%
Parks & Rec	14,918,500	14,596,484	97.8%
Library	2,025,890	1,928,370	95.2%
Public Works	7,504,407	6,606,987	88.0%
Non-Dept	8,136,847	9,494,615	116.7%
Adj. for Transit Annex	-	(2,900,000)	0.0%
<b>Total Expenditures</b>	<b>\$ 91,802,756</b>	<b>\$ 91,557,409</b>	<b>99.7%</b>




CITY OF  
**FOLSOM**

# Enterprise Funds




# Water Enterprise Fund



CITY OF  
**FOLSOM**

	<b>Actual FY 18-19</b>	<b>Budget FY 19-20</b>	<b>Projected FY 19-20</b>
Program Revenues	\$ 13,557,821	\$ 14,176,455	\$ 14,552,856
Salaries	\$ 2,751,335	\$ 3,022,664	\$ 2,895,195
Benefits	1,359,369	2,150,764	2,104,143
Operating Expenses	5,892,159	5,705,997	3,813,385
Transfers Out	1,036,633	1,020,004	1,020,004
Debt Service	2,070,691	2,013,703	2,012,158
	<u>\$ 13,110,187</u>	<u>\$ 13,913,132</u>	<u>\$ 11,844,885</u>
Capital Expenses	\$ 1,080,835	\$ 12,813,917	\$ 3,781,452
<b>Working Capital</b>	<b>\$ 18,198,366</b>	<b>\$ 18,198,366</b>	<b>\$ 17,124,885</b>

# Wastewater Enterprise Fund



CITY OF  
**FOLSOM**


	<b>Actual FY 18-19</b>	<b>Budget FY 19-20</b>	<b>Projected FY 19-20</b>
Program Revenues	\$ 6,619,794	\$ 6,670,400	\$ 7,103,500
Salaries	\$ 1,408,834	\$ 1,567,373	\$ 1,372,431
Benefits	884,793	1,185,352	1,070,780
Operating Expenses	1,552,766	2,133,794	1,473,823
Transfers Out	673,077	585,165	585,165
Debt Service	-	-	-
	<b>\$ 4,519,470</b>	<b>\$ 5,471,684</b>	<b>\$ 4,502,199</b>
Capital Expenses	\$ 504,733	\$ 8,070,257	\$ 708,399
<b>Working Capital</b>	<b>\$ 11,100,895</b>	<b>\$ 11,100,895</b>	<b>\$ 12,993,797</b>

# Solid Waste Enterprise Fund



CITY OF  
**FOLSOM**


	<b>Actual FY 18-19</b>	<b>Budget FY 19-20</b>	<b>Projected FY 19-20</b>
Program Revenues	\$ 10,701,299	\$ 11,168,600	\$ 11,711,733
Salaries	\$ 2,840,308	\$ 3,177,807	\$ 3,000,921
Benefits	1,759,684	2,472,925	2,352,293
Operating Expenses	5,022,262	5,199,860	4,871,269
Transfers Out	1,341,699	1,385,091	1,385,091
Debt Service	-	-	-
	<hr/>	<hr/>	<hr/>
	\$ 10,963,953	\$ 12,235,683	\$ 11,609,574
Capital Expenses	\$ 245	\$ 1,050,000	\$ 1,138,882
<b>Working Capital</b>	<b>\$ 6,009,927</b>	<b>\$ 6,009,927</b>	<b>\$ 4,973,204</b>



CITY OF  
**FOLSOM**

# Internal Service Fund

# Risk Management



CITY OF  
FOLSOM

	<b>Actual</b>	<b>Budget</b>	<b>Projected</b>
	<b>FY 18-19</b>	<b>FY 19-20</b>	<b>FY 19-20</b>
Charges for Services	\$ 15,728,106	\$ 15,542,316	\$ 15,592,317
Operating Expenses	\$ 17,024,050	\$ 18,290,604	\$ 17,322,026
<b>Unrestricted Net Position</b>	<b>\$ 8,608,160</b>	<b>\$ 8,608,160</b>	<b>\$ 8,653,451</b>

## Major Expense Categories:

Act Employee Health	\$ 7,332,510	\$ 7,797,766	\$ 7,085,306
Retiree Health	\$ 4,627,348	\$ 4,707,981	\$ 4,497,466
Workers Comp	\$ 2,205,453	\$ 2,183,973	\$ 2,168,536
Liability Ins	\$ 1,798,574	\$ 1,897,925	\$ 1,785,754



CITY OF  
**FOLSOM**

# QUESTIONS / COMMENTS