

RBOA FUTURIS

KS 66211

ACCOUNT NUMBER 115150002130

FOR THE PERIOD FROM 07/01/2023 TO 06/30/2024

# TRUST EB FORMAT

---

Statement Period  
Account Number

07/01/2023 through 06/30/2024  
115150002130  
BENEFIT TRUST COMPANY  
AS TRUSTEE FOR  
CITY OF FOLSOM  
PUBLIC ENTITY INVESTMENT TRUST

## Contents

---

Summary Of Fund	1
Asset Summary As Of 06/30/2024	2
Summary Of Cash Receipts And Disbursements	5
Schedule Of Income	6
Schedule Of Other Additions	21
Schedule Of Purchases	22
Schedule Of Sales	42
Schedule Of Unrealized Gains & Losses	50
Schedule Of Reportable Transactions	53
Balance Sheet	66
Schedule Of Prior Period Trades Settled	68
Schedule Of Pending Trades End Of Period	69

# TRUST EB FORMAT

Statement Period  
Account Number

07/01/2023 through 06/30/2024  
115150002130  
BENEFIT TRUST COMPANY  
AS TRUSTEE FOR  
CITY OF FOLSOM  
PUBLIC ENTITY INVESTMENT TRUST

## Summary Of Fund

---

MARKET VALUE AS OF 07/01/2023			8,977,593.60
EARNINGS			
NET INCOME CASH RECEIPTS	373,682.62		
REALIZED GAIN OR LOSS	214,073.45		
UNREALIZED GAIN OR LOSS	484,477.67		
TOTAL EARNINGS		1,072,233.74	
OTHER RECEIPTS		500,000.00	
TOTAL MARKET VALUE AS OF 06/30/2024			10,549,827.34

# TRUST EB FORMAT

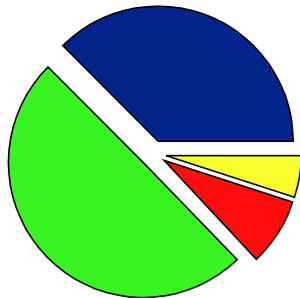
Statement Period  
Account Number

07/01/2023 through 06/30/2024  
115150002130  
BENEFIT TRUST COMPANY  
AS TRUSTEE FOR  
CITY OF FOLSOM  
PUBLIC ENTITY INVESTMENT TRUST

## Asset Summary As Of 06/30/2024

DESCRIPTION	MARKET VALUE	AVG COST	% OF PORT
MUTUAL FUND - FIXED INCOME	5,240,088.40	5,483,275.51	50
MUTUAL FUND - DOMESTIC EQUITY	3,941,706.32	3,401,591.71	37
MUTUAL FUND - INTERNATIONAL EQUITY	838,909.34	683,162.74	8
MUTUAL FUND - REAL ESTATE	529,123.28	560,090.18	5
<b>TOTAL INVESTMENTS</b>	<b>10,549,827.34</b>	<b>10,128,120.14</b>	
<b>CASH</b>	<b>2,115,107.20</b>		
<b>DUE FROM BROKER</b>	<b>0.00</b>		
<b>DUE TO BROKER</b>	<b>2,115,107.20</b>		
<b>TOTAL MARKET VALUE</b>	<b>10,549,827.34</b>		

## Ending Asset Allocation



37.4%	<span style="color: blue;">■</span> MUTUAL FUND - DOMESTIC EQUITY	3,941,706.32
49.6%	<span style="color: green;">■</span> MUTUAL FUND - FIXED INCOME	5,240,088.40
8.0%	<span style="color: red;">■</span> MUTUAL FUND - INTERNATIONAL EQUI	838,909.34
5.0%	<span style="color: yellow;">■</span> MUTUAL FUND - REAL ESTATE	529,123.28
<b>100.0%</b>	<b>Total</b>	<b>10,549,827.34</b>

# TRUST EB FORMAT

Statement Period  
Account Number

07/01/2023 through 06/30/2024  
115150002130  
BENEFIT TRUST COMPANY  
AS TRUSTEE FOR  
CITY OF FOLSOM  
PUBLIC ENTITY INVESTMENT TRUST

## Asset Detail As Of 06/30/2024

UNITS/BOOK VALUE	DESCRIPTION	MARKET VALUE	AVG COST	% OF PORT
<b>MUTUAL FUND - FIXED INCOME</b>				
84,757.814	COMMUNITY CAPITAL MANAGEMENT IMPACT BOND FUND INST	788,247.67	787,593.13	7
144,545.671	NORTHERN FUNDS BOND INDEX	1,309,583.78	1,316,690.09	12
121,882.443	TARGET PORTFOLIO TRUST TR PIGM CORE BD R6	1,046,970.19	1,053,046.06	10
95,916.193	WELLS FARGO TR CORE BOND R6	1,047,404.83	1,053,142.05	10
114,148.358	WESTERN ASSET CORE PLUS BOND IS	1,047,881.93	1,272,804.18	10
		<b>5,240,088.40</b>	<b>5,483,275.51</b>	<b>50</b>
<b>MUTUAL FUND - DOMESTIC EQUITY</b>				
11,370.731	ALGER FUNDS SMALL CAP FOCUS Z	208,084.38	194,065.13	2
25,879.86	COLUMBIA CONTRARIAN CORE	973,341.53	733,594.90	9
2,637.53	SSGA S&P INDEX FUND CL K	1,084,684.21	913,040.87	10
7,011.659	SSGA INSTL INVT TR GBL ALCP EQ K	751,088.91	761,185.75	7
28,121.874	THORNBURG INVESTMENT INCOME BUILDER R6	716,545.35	624,711.32	7
2,556.071	UNDISCOVERED MANAGERS BEHAVIORAL VALUE R6	207,961.94	174,993.74	2
		<b>3,941,706.32</b>	<b>3,401,591.71</b>	<b>37</b>
<b>MUTUAL FUND - INTERNATIONAL EQUITY</b>				
16,327.682	HARTFORD INTERNATIONAL VALUE - Y	305,164.38	250,793.94	3

# TRUST EB FORMAT

Statement Period  
Account Number

07/01/2023 through 06/30/2024  
115150002130  
BENEFIT TRUST COMPANY  
AS TRUSTEE FOR  
CITY OF FOLSOM  
PUBLIC ENTITY INVESTMENT TRUST

## Asset Detail As Of 06/30/2024

UNITS/BOOK VALUE	DESCRIPTION	MARKET VALUE	AVG COST	% OF PORT
5,171.274	AMERICAN FUNDS NEW PERSPECTIVE F2	321,032.69	247,463.94	3
2,661.565	AMERICAN FUNDS NEW WORLD F2	212,712.27	184,904.86	2
		<b>838,909.34</b>	<b>683,162.74</b>	<b>8</b>
	<b>MUTUAL FUND - REAL ESTATE</b>			
22,585.675	COHEN AND STEERS REAL ESTATE SECURITIES - Z	372,889.49	375,971.88	4
8,328.027	PRUDENTIAL FUNDS GLOBAL REAL ESTATE CL Q	156,233.79	184,118.30	1
		<b>529,123.28</b>	<b>560,090.18</b>	<b>5</b>
	<b>TOTAL INVESTMENTS</b>	<b>10,549,827.34</b>		
	<b>CASH</b>	<b>2,115,107.20</b>		
	<b>DUE FROM BROKER</b>	<b>0.00</b>		
	<b>DUE TO BROKER</b>	<b>2,115,107.20</b>		
	<b>NET ASSETS</b>	<b>10,549,827.34</b>		
	<b>TOTAL MARKET VALUE</b>	<b>10,549,827.34</b>		

# TRUST EB FORMAT

Statement Period  
Account Number

07/01/2023 through 06/30/2024  
115150002130  
BENEFIT TRUST COMPANY  
AS TRUSTEE FOR  
CITY OF FOLSOM  
PUBLIC ENTITY INVESTMENT TRUST

## Summary Of Cash Receipts And Disbursements

### R E C E I P T S

CASH BALANCE AS OF 07/01/2023		20,903.71
INCOME RECEIVED		
DIVIDENDS	373,682.62	
TOTAL INCOME RECEIPTS		373,682.62
OTHER CASH RECEIPTS		500,000.00
PROCEEDS FROM THE DISPOSITION OF ASSETS	6,579,746.19	
TOTAL RECEIPTS		7,453,428.81

### D I S B U R S E M E N T S

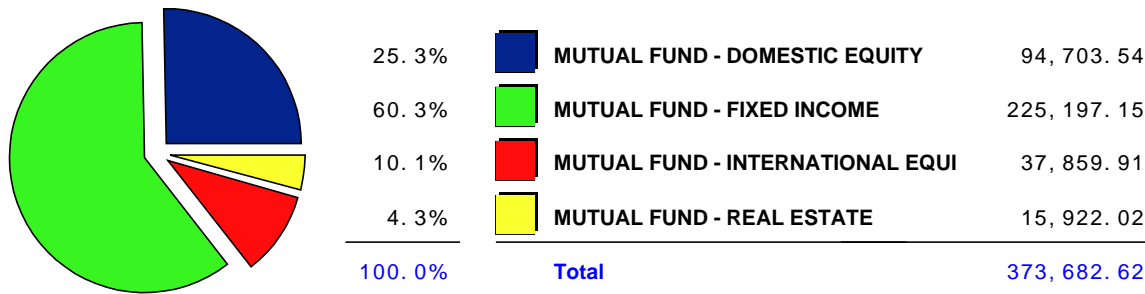
COST OF ACQUISITION OF ASSETS	5,359,225.32	
TOTAL DISBURSEMENTS		5,359,225.32
CASH BALANCE AS OF 06/30/2024		2,115,107.20

# TRUST EB FORMAT

Statement Period  
Account Number

07/01/2023 through 06/30/2024  
115150002130  
BENEFIT TRUST COMPANY  
AS TRUSTEE FOR  
CITY OF FOLSOM  
PUBLIC ENTITY INVESTMENT TRUST

## Schedule Of Income Income Allocation



## Income Schedule

DATE	DESCRIPTION	CASH RECEIVED	INCOME EARNED	MARKET / COST BASIS
<b>DIVIDENDS</b>				
<b>MUTUAL FUND - FIXED INCOME</b>				
BLACKROCK TOTAL RETURN - K				
08/01/2023	DIVIDEND ON 91,998.271 SHS BLACKROCK TOTAL RETURN - K AT .036017 PER SHARE EFFECTIVE 07/31/2023	3,313.51		
09/01/2023	DIVIDEND ON 96,393.784 SHS BLACKROCK TOTAL RETURN - K AT .03642 PER SHARE EFFECTIVE 08/31/2023	3,510.70		
10/02/2023	DIVIDEND ON 96,751.654 SHS BLACKROCK TOTAL RETURN - K AT .035458 PER SHARE EFFECTIVE 09/29/2023	3,430.63		



# TRUST EB FORMAT

Statement Period  
Account Number

07/01/2023 through 06/30/2024  
115150002130  
BENEFIT TRUST COMPANY  
AS TRUSTEE FOR  
CITY OF FOLSOM  
PUBLIC ENTITY INVESTMENT TRUST

## Schedule Of Income

DATE	DESCRIPTION	CASH RECEIVED	INCOME EARNED	MARKET / COST BASIS
11/01/2023	DIVIDEND ON 97,112.773 SHS BLACKROCK TOTAL RETURN - K AT .035293 PER SHARE EFFECTIVE 10/31/2023	3,427.44		
12/01/2023	DIVIDEND ON 97,481.712 SHS BLACKROCK TOTAL RETURN - K AT .036204 PER SHARE EFFECTIVE 11/30/2023	3,529.20		
01/02/2024	DIVIDEND ON 98,333.796 SHS BLACKROCK TOTAL RETURN - K AT .0372 PER SHARE EFFECTIVE 12/29/2023	3,658.03		
02/01/2024	DIVIDEND ON 98,813.387 SHS BLACKROCK TOTAL RETURN - K AT .036984 PER SHARE EFFECTIVE 01/31/2024	3,654.53		
03/01/2024	DIVIDEND ON 100,294.563 SHS BLACKROCK TOTAL RETURN - K AT .03609 PER SHARE EFFECTIVE 02/29/2024	3,619.66		
04/01/2024	DIVIDEND ON 104,232.306 SHS BLACKROCK TOTAL RETURN - K AT .039287 PER SHARE EFFECTIVE 03/28/2024	4,094.96		
05/01/2024	DIVIDEND ON 104,646.776 SHS BLACKROCK TOTAL RETURN - K AT .040358 PER SHARE EFFECTIVE 04/30/2024	4,223.36		
06/03/2024	DIVIDEND ON 105,086.709 SHS BLACKROCK TOTAL RETURN - K AT .041391 PER SHARE EFFECTIVE 05/31/2024	4,349.64		
06/12/2024	DIVIDEND ON BLACKROCK TOTAL RETURN - K EFFECTIVE 06/11/2024	721.67		
	<b>SECURITY TOTAL</b>	<b>41,533.33</b>	<b>41,533.33</b>	

# TRUST EB FORMAT

Statement Period  
Account Number

07/01/2023 through 06/30/2024  
115150002130  
BENEFIT TRUST COMPANY  
AS TRUSTEE FOR  
CITY OF FOLSOM  
PUBLIC ENTITY INVESTMENT TRUST

## Schedule Of Income

DATE	DESCRIPTION	CASH RECEIVED	INCOME EARNED	MARKET / COST BASIS
	COMMUNITY CAPITAL MANAGEMENT IMPACT BOND FUND INST			
12/29/2023	DIVIDEND ON 52,116.507 SHS COMMUNITY CAPITAL MANAGEMENT IMPACT BOND FUND INST AT .02385 PER SHARE EFFECTIVE 12/27/2023	1,242.98		
02/01/2024	DIVIDEND ON 52,248.179 SHS COMMUNITY CAPITAL MANAGEMENT IMPACT BOND FUND INST AT .022812 PER SHARE EFFECTIVE 01/30/2024	1,191.89		
03/01/2024	DIVIDEND ON 54,785.643 SHS COMMUNITY CAPITAL MANAGEMENT IMPACT BOND FUND INST AT .027323 PER SHARE EFFECTIVE 02/28/2024	1,496.91		
03/28/2024	DIVIDEND ON 54,946.601 SHS COMMUNITY CAPITAL MANAGEMENT IMPACT BOND FUND INST AT .025942 PER SHARE EFFECTIVE 03/26/2024	1,425.42		
05/01/2024	DIVIDEND ON 55,099.052 SHS COMMUNITY CAPITAL MANAGEMENT IMPACT BOND FUND INST AT .02578 PER SHARE EFFECTIVE 04/29/2024	1,420.45		
06/03/2024	DIVIDEND ON 55,254.462 SHS COMMUNITY CAPITAL MANAGEMENT IMPACT BOND FUND INST AT .027187 PER SHARE EFFECTIVE 05/30/2024	1,502.20		
07/01/2024	DIVIDEND ON 84,516.814 SHS COMMUNITY CAPITAL MANAGEMENT IMPACT BOND FUND INST AT .026519 PER SHARE EFFECTIVE 06/27/2024	2,241.30		
	<b>SECURITY TOTAL</b>	<b>10,521.15</b>	<b>10,521.15</b>	
	GUGGENHEIM INVESTMENTS FDS TR MACRO OPPTY R6			
08/01/2023	DIVIDEND ON 19,308.995 SHS GUGGENHEIM INVESTMENTS FDS TR MACRO OPPTY R6 AT .109325 PER SHARE EFFECTIVE 07/31/2023	2,110.95		

# TRUST EB FORMAT

Statement Period  
Account Number

07/01/2023 through 06/30/2024  
115150002130  
BENEFIT TRUST COMPANY  
AS TRUSTEE FOR  
CITY OF FOLSOM  
PUBLIC ENTITY INVESTMENT TRUST

## Schedule Of Income

DATE	DESCRIPTION	CASH RECEIVED	INCOME EARNED	MARKET / COST BASIS
09/01/2023	DIVIDEND ON 20,079.484 SHS GUGGENHEIM INVESTMENTS FDS TR MACRO OPPTY R6 AT .117369 PER SHARE EFFECTIVE 08/31/2023	2,356.70		
10/02/2023	DIVIDEND ON 20,177.803 SHS GUGGENHEIM INVESTMENTS FDS TR MACRO OPPTY R6 AT .14542 PER SHARE EFFECTIVE 09/29/2023	2,934.26		
11/01/2023	DIVIDEND ON 20,301.664 SHS GUGGENHEIM INVESTMENTS FDS TR MACRO OPPTY R6 AT .173501 PER SHARE EFFECTIVE 10/31/2023	3,522.36		
12/01/2023	DIVIDEND ON 20,452.515 SHS GUGGENHEIM INVESTMENTS FDS TR MACRO OPPTY R6 AT .161492 PER SHARE EFFECTIVE 11/30/2023	3,302.91		
02/02/2024	DIVIDEND ON GUGGENHEIM INVESTMENTS FDS TR MACRO OPPTY R6 EFFECTIVE 01/02/2024	650.96		
	<b>SECURITY TOTAL</b>	<b>14,878.14</b>	<b>14,878.14</b>	
	GUGGENHEIM INVESTMENTS INVESTMENT GRADE BOND FUND			
08/01/2023	DIVIDEND ON 56,863.176 SHS GUGGENHEIM INVESTMENTS INVESTMENT GRADE BOND FUND AT .052727 PER SHARE EFFECTIVE 07/31/2023	2,998.20		
09/01/2023	DIVIDEND ON 59,365.612 SHS GUGGENHEIM INVESTMENTS INVESTMENT GRADE BOND FUND AT .058064 PER SHARE EFFECTIVE 08/31/2023	3,447.03		
10/02/2023	DIVIDEND ON 59,581.186 SHS GUGGENHEIM INVESTMENTS INVESTMENT GRADE BOND FUND AT .061453 PER SHARE EFFECTIVE 09/29/2023	3,661.44		

# TRUST EB FORMAT

Statement Period  
Account Number

07/01/2023 through 06/30/2024  
115150002130  
BENEFIT TRUST COMPANY  
AS TRUSTEE FOR  
CITY OF FOLSOM  
PUBLIC ENTITY INVESTMENT TRUST

## Schedule Of Income

DATE	DESCRIPTION	CASH RECEIVED	INCOME EARNED	MARKET / COST BASIS
11/01/2023	DIVIDEND ON 59,816.952 SHS GUGGENHEIM INVESTMENTS INVESTMENT GRADE BOND FUND AT .065821 PER SHARE EFFECTIVE 10/31/2023	3,937.21		
12/01/2023	DIVIDEND ON 60,075.809 SHS GUGGENHEIM INVESTMENTS INVESTMENT GRADE BOND FUND AT .069382 PER SHARE EFFECTIVE 11/30/2023	4,168.20		
01/02/2024	DIVIDEND ON 60,359.281 SHS GUGGENHEIM INVESTMENTS INVESTMENT GRADE BOND FUND AT .066714 PER SHARE EFFECTIVE 12/29/2023	4,026.78		
02/01/2024	DIVIDEND ON 60,609.066 SHS GUGGENHEIM INVESTMENTS INVESTMENT GRADE BOND FUND AT .058582 PER SHARE EFFECTIVE 01/31/2024	3,550.58		
03/01/2024	DIVIDEND ON 61,517.412 SHS GUGGENHEIM INVESTMENTS INVESTMENT GRADE BOND FUND AT .055777 PER SHARE EFFECTIVE 02/29/2024	3,431.28		
04/01/2024	DIVIDEND ON 63,803.424 SHS GUGGENHEIM INVESTMENTS INVESTMENT GRADE BOND FUND AT .059385 PER SHARE EFFECTIVE 03/28/2024	3,788.99		
05/01/2024	DIVIDEND ON 64,038.036 SHS GUGGENHEIM INVESTMENTS INVESTMENT GRADE BOND FUND AT .061578 PER SHARE EFFECTIVE 04/30/2024	3,943.33		
06/03/2024	DIVIDEND ON 64,289.524 SHS GUGGENHEIM INVESTMENTS INVESTMENT GRADE BOND FUND AT .07175 PER SHARE EFFECTIVE 05/31/2024	4,612.80		

# TRUST EB FORMAT

Statement Period  
Account Number

07/01/2023 through 06/30/2024  
115150002130  
BENEFIT TRUST COMPANY  
AS TRUSTEE FOR  
CITY OF FOLSOM  
PUBLIC ENTITY INVESTMENT TRUST

## Schedule Of Income

DATE	DESCRIPTION	CASH RECEIVED	INCOME EARNED	MARKET / COST BASIS
	<b>SECURITY TOTAL</b>	<b>41,565.84</b>	<b>41,565.84</b>	
	NORTHERN FUNDS BOND INDEX			
12/22/2023	DIVIDEND ON 30,290.282 SHS NORTHERN FUNDS BOND INDEX AT .023181 PER SHARE EFFECTIVE 12/21/2023	702.15		
01/26/2024	DIVIDEND ON 53,083.737 SHS NORTHERN FUNDS BOND INDEX AT .031057 PER SHARE EFFECTIVE 01/25/2024	1,648.61		
02/27/2024	DIVIDEND ON 53,541.107 SHS NORTHERN FUNDS BOND INDEX AT .029092 PER SHARE EFFECTIVE 02/26/2024	1,557.63		
03/26/2024	DIVIDEND ON 56,348.057 SHS NORTHERN FUNDS BOND INDEX AT .025471 PER SHARE EFFECTIVE 03/25/2024	1,435.25		
04/25/2024	DIVIDEND ON 56,505.604 SHS NORTHERN FUNDS BOND INDEX AT .027433 PER SHARE EFFECTIVE 04/24/2024	1,550.14		
05/24/2024	DIVIDEND ON 56,679.777 SHS NORTHERN FUNDS BOND INDEX AT .026685 PER SHARE EFFECTIVE 05/23/2024	1,512.48		
06/25/2024	DIVIDEND ON 113,617.049 SHS NORTHERN FUNDS BOND INDEX AT .028975 PER SHARE EFFECTIVE 06/24/2024	3,292.10		
	<b>SECURITY TOTAL</b>	<b>11,698.36</b>	<b>11,698.36</b>	
	PRUDENTIAL GBL TOTL RTRN FD INC PGIM TTL R6			

# TRUST EB FORMAT

Statement Period  
Account Number

07/01/2023 through 06/30/2024  
115150002130  
BENEFIT TRUST COMPANY  
AS TRUSTEE FOR  
CITY OF FOLSOM  
PUBLIC ENTITY INVESTMENT TRUST

## Schedule Of Income

DATE	DESCRIPTION	CASH RECEIVED	INCOME EARNED	MARKET / COST BASIS
08/01/2023	DIVIDEND ON 89,906.194 SHS PRUDENTIAL GBL TOTL RTRN FD INC PGIM TTL R6 AT .017462 PER SHARE EFFECTIVE 07/31/2023	1,569.92		
09/01/2023	DIVIDEND ON 93,017.928 SHS PRUDENTIAL GBL TOTL RTRN FD INC PGIM TTL R6 AT .019794 PER SHARE EFFECTIVE 08/31/2023	1,841.19		
10/02/2023	DIVIDEND ON 93,381.8 SHS PRUDENTIAL GBL TOTL RTRN FD INC PGIM TTL R6 AT .017226 PER SHARE EFFECTIVE 09/29/2023	1,608.57		
11/01/2023	DIVIDEND ON 93,710.08 SHS PRUDENTIAL GBL TOTL RTRN FD INC PGIM TTL R6 AT .018489 PER SHARE EFFECTIVE 10/31/2023	1,732.65		
12/01/2023	DIVIDEND ON 94,069.551 SHS PRUDENTIAL GBL TOTL RTRN FD INC PGIM TTL R6 AT .018048 PER SHARE EFFECTIVE 11/30/2023	1,697.78		
02/01/2024	DIVIDEND ON PRUDENTIAL GBL TOTL RTRN FD INC PGIM TTL R6 EFFECTIVE 12/21/2023	156.03		
	<b>SECURITY TOTAL</b>	<b>8,606.14</b>	<b>8,606.14</b>	
	PRUDENTIAL FUNDS TOTAL RETURN BOND CL R6			
08/01/2023	DIVIDEND ON 77,656.224 SHS PRUDENTIAL FUNDS TOTAL RETURN BOND CL R6 AT .048909 PER SHARE EFFECTIVE 07/31/2023	3,798.07		
09/01/2023	DIVIDEND ON 81,229.499 SHS PRUDENTIAL FUNDS TOTAL RETURN BOND CL R6 AT .049758 PER SHARE EFFECTIVE 08/31/2023	4,041.80		

# TRUST EB FORMAT

Statement Period  
Account Number

07/01/2023 through 06/30/2024  
115150002130  
BENEFIT TRUST COMPANY  
AS TRUSTEE FOR  
CITY OF FOLSOM  
PUBLIC ENTITY INVESTMENT TRUST

## Schedule Of Income

DATE	DESCRIPTION	CASH RECEIVED	INCOME EARNED	MARKET / COST BASIS
10/02/2023	DIVIDEND ON 81,574.362 SHS PRUDENTIAL FUNDS TOTAL RETURN BOND CL R6 AT .045569 PER SHARE EFFECTIVE 09/29/2023	3,717.25		
11/01/2023	DIVIDEND ON 81,900.437 SHS PRUDENTIAL FUNDS TOTAL RETURN BOND CL R6 AT .050109 PER SHARE EFFECTIVE 10/31/2023	4,103.98		
12/01/2023	DIVIDEND ON 82,268.177 SHS PRUDENTIAL FUNDS TOTAL RETURN BOND CL R6 AT .05067 PER SHARE EFFECTIVE 11/30/2023	4,168.54		
01/02/2024	DIVIDEND ON 82,166.64 SHS PRUDENTIAL FUNDS TOTAL RETURN BOND CL R6 AT .048924 PER SHARE EFFECTIVE 12/29/2023	4,019.92		
02/01/2024	DIVIDEND ON 82,391.812 SHS PRUDENTIAL FUNDS TOTAL RETURN BOND CL R6 AT .049829 PER SHARE EFFECTIVE 01/31/2024	4,105.47		
03/01/2024	DIVIDEND ON 83,534.323 SHS PRUDENTIAL FUNDS TOTAL RETURN BOND CL R6 AT .046121 PER SHARE EFFECTIVE 02/29/2024	3,852.66		
04/01/2024	DIVIDEND ON 86,424.32 SHS PRUDENTIAL FUNDS TOTAL RETURN BOND CL R6 AT .050038 PER SHARE EFFECTIVE 03/28/2024	4,324.49		
05/01/2024	DIVIDEND ON 86,786.809 SHS PRUDENTIAL FUNDS TOTAL RETURN BOND CL R6 AT .047433 PER SHARE EFFECTIVE 04/30/2024	4,116.60		
06/03/2024	DIVIDEND ON 87,141.688 SHS PRUDENTIAL FUNDS TOTAL RETURN BOND CL R6 AT .048729 PER SHARE EFFECTIVE 05/31/2024	4,246.36		

# TRUST EB FORMAT

Statement Period  
Account Number

07/01/2023 through 06/30/2024  
115150002130  
BENEFIT TRUST COMPANY  
AS TRUSTEE FOR  
CITY OF FOLSOM  
PUBLIC ENTITY INVESTMENT TRUST

## Schedule Of Income

DATE	DESCRIPTION	CASH RECEIVED	INCOME EARNED	MARKET / COST BASIS
06/13/2024	DIVIDEND ON PRUDENTIAL FUNDS TOTAL RETURN BOND CL R6 EFFECTIVE 06/12/2024	672.85		
	<b>SECURITY TOTAL</b>	<b>45,167.99</b>	<b>45,167.99</b>	
	TARGET PORTFOLIO TRUST TR PIGM CORE BD R6			
07/12/2024	DIVIDEND ON 121,517.52 SHS TARGET PORTFOLIO TRUST TR PIGM CORE BD R6 AT .025796 PER SHARE EFFECTIVE 06/28/2024	3,134.69		
	<b>SECURITY TOTAL</b>	<b>3,134.69</b>	<b>3,134.69</b>	
	WELLS FARGO TR CORE BOND R6			
07/12/2024	DIVIDEND ON 95,620.343 SHS WELLS FARGO TR CORE BOND R6 AT .033787 PER SHARE EFFECTIVE 06/28/2024	3,230.68		
	<b>SECURITY TOTAL</b>	<b>3,230.68</b>	<b>3,230.68</b>	
	WESTERN ASSET CORE PLUS BOND IS			
08/01/2023	DIVIDEND ON 97,237.563 SHS WESTERN ASSET CORE PLUS BOND IS AT .0323 PER SHARE EFFECTIVE 07/31/2023	3,140.76		
09/01/2023	DIVIDEND ON 101,042.62 SHS WESTERN ASSET CORE PLUS BOND IS AT .036584 PER SHARE EFFECTIVE 08/31/2023	3,696.58		
10/02/2023	DIVIDEND ON 101,441.388 SHS WESTERN ASSET CORE PLUS BOND IS AT .035679 PER SHARE EFFECTIVE 09/29/2023	3,619.28		
11/01/2023	DIVIDEND ON 101,849.885 SHS WESTERN ASSET CORE PLUS BOND IS AT .034379 PER SHARE EFFECTIVE 10/31/2023	3,501.46		



# TRUST EB FORMAT

Statement Period  
Account Number

07/01/2023 through 06/30/2024  
115150002130  
BENEFIT TRUST COMPANY  
AS TRUSTEE FOR  
CITY OF FOLSOM  
PUBLIC ENTITY INVESTMENT TRUST

## Schedule Of Income

DATE	DESCRIPTION	CASH RECEIVED	INCOME EARNED	MARKET / COST BASIS
12/01/2023	DIVIDEND ON 102,257.032 SHS WESTERN ASSET CORE PLUS BOND IS AT .035295 PER SHARE EFFECTIVE 11/30/2023	3,609.13		
01/02/2024	DIVIDEND ON 104,139.587 SHS WESTERN ASSET CORE PLUS BOND IS AT .037076 PER SHARE EFFECTIVE 12/29/2023	3,861.06		
02/01/2024	DIVIDEND ON 104,805 SHS WESTERN ASSET CORE PLUS BOND IS AT .035266 PER SHARE EFFECTIVE 01/31/2024	3,696.01		
03/01/2024	DIVIDEND ON 106,376.928 SHS WESTERN ASSET CORE PLUS BOND IS AT .034521 PER SHARE EFFECTIVE 02/29/2024	3,672.24		
04/01/2024	DIVIDEND ON 110,317.143 SHS WESTERN ASSET CORE PLUS BOND IS AT .036467 PER SHARE EFFECTIVE 03/28/2024	4,022.95		
05/01/2024	DIVIDEND ON 110,746.945 SHS WESTERN ASSET CORE PLUS BOND IS AT .035692 PER SHARE EFFECTIVE 04/30/2024	3,952.78		
06/03/2024	DIVIDEND ON 111,185.655 SHS WESTERN ASSET CORE PLUS BOND IS AT .03929 PER SHARE EFFECTIVE 05/31/2024	4,368.45		
07/01/2024	DIVIDEND ON 113,524.109 SHS WESTERN ASSET CORE PLUS BOND IS AT .03277 PER SHARE EFFECTIVE 06/28/2024	3,720.13		
	<b>SECURITY TOTAL</b>	<b>44,860.83</b>	<b>44,860.83</b>	
	<b>TOTAL MUTUAL FUND - FIXED INCOME</b>	<b>225,197.15</b>	<b>225,197.15</b>	

# TRUST EB FORMAT

Statement Period  
Account Number

07/01/2023 through 06/30/2024  
115150002130  
BENEFIT TRUST COMPANY  
AS TRUSTEE FOR  
CITY OF FOLSOM  
PUBLIC ENTITY INVESTMENT TRUST

## Schedule Of Income

DATE	DESCRIPTION	CASH RECEIVED	INCOME EARNED	MARKET / COST BASIS
<b>MUTUAL FUND - DOMESTIC EQUITY</b>				
ALGER FUNDS FOCUS EQUITY FUND CL Y				
12/15/2023	DIVIDEND ON .5 SHS ALGER FUNDS FOCUS EQUITY FUND CL Y AT .0688 PER SHARE EFFECTIVE 12/13/2023	0.03		
<b>SECURITY TOTAL</b>		<b>0.03</b>	<b>0.03</b>	
<b>COLUMBIA CONTRARIAN CORE</b>				
12/13/2023	DIVIDEND ON 27,265.247 SHS COLUMBIA CONTRARIAN CORE AT .21691 PER SHARE EFFECTIVE 12/08/2023	5,914.12		
12/13/2023	LONG TERM CAP GAINS DIVIDEND - PRE 5/6/2003 ON 27,265.247 SHS COLUMBIA CONTRARIAN CORE AT .78623 PER SHARE EFFECTIVE 12/08/2023	21,436.80		
<b>SECURITY TOTAL</b>		<b>27,350.92</b>	<b>27,350.92</b>	
<b>SSGA S&amp;P INDEX FUND CL K</b>				
12/28/2023	DIVIDEND ON 2,791.507 SHS SSGA S&P INDEX FUND CL K AT 5.1523 PER SHARE EFFECTIVE 12/22/2023	14,382.68		
12/28/2023	SHORT TERM CAPITAL GAINS DIVIDEND ON 2,791.507 SHS SSGA S&P INDEX FUND CL K AT .0969 PER SHARE EFFECTIVE 12/22/2023	270.50		
12/28/2023	LONG TERM CAP GAINS DIVIDEND - PRE 5/6/2003 ON 2,791.507 SHS SSGA S&P INDEX FUND CL K AT 1.1081 PER SHARE EFFECTIVE 12/22/2023	3,093.27		
<b>SECURITY TOTAL</b>		<b>17,746.45</b>	<b>17,746.45</b>	

# TRUST EB FORMAT

Statement Period  
Account Number

07/01/2023 through 06/30/2024  
115150002130  
BENEFIT TRUST COMPANY  
AS TRUSTEE FOR  
CITY OF FOLSOM  
PUBLIC ENTITY INVESTMENT TRUST

## Schedule Of Income

DATE	DESCRIPTION	CASH RECEIVED	INCOME EARNED	MARKET / COST BASIS
	THORNBURG INVESTMENT INCOME BUILDER R6			
09/18/2023	DIVIDEND ON 22,654.667 SHS THORNBURG INVESTMENT INCOME BUILDER R6 AT .307821 PER SHARE EFFECTIVE 09/14/2023	6,973.59		
12/28/2023	DIVIDEND ON 24,856.919 SHS THORNBURG INVESTMENT INCOME BUILDER R6 AT .401273 PER SHARE EFFECTIVE 12/26/2023	9,974.42		
03/25/2024	DIVIDEND ON 31,739.968 SHS THORNBURG INVESTMENT INCOME BUILDER R6 AT .243261 PER SHARE EFFECTIVE 03/21/2024	7,721.10		
06/24/2024	DIVIDEND ON 31,359.73 SHS THORNBURG INVESTMENT INCOME BUILDER R6 AT .275718 PER SHARE EFFECTIVE 06/20/2024	8,646.44		
	<b>SECURITY TOTAL</b>	<b>33,315.55</b>	<b>33,315.55</b>	
	UNDISCOVERED MANAGERS BEHAVIORAL VALUE R6			
12/15/2023	SHORT TERM CAPITAL GAINS DIVIDEND ON 2,383.75 SHS UNDISCOVERED MANAGERS BEHAVIORAL VALUE R6 AT 1.80615 PER SHARE EFFECTIVE 12/12/2023	4,305.41		
12/15/2023	LONG TERM CAP GAINS DIVIDEND - PRE 5/6/2003 ON 2,383.75 SHS UNDISCOVERED MANAGERS BEHAVIORAL VALUE R6 AT 3.48113 PER SHARE EFFECTIVE 12/12/2023	8,298.14		
12/22/2023	DIVIDEND ON 2,542.665 SHS UNDISCOVERED MANAGERS BEHAVIORAL VALUE R6 AT 1.45007 PER SHARE EFFECTIVE 12/19/2023	3,687.04		

# TRUST EB FORMAT

Statement Period  
Account Number

07/01/2023 through 06/30/2024  
115150002130  
BENEFIT TRUST COMPANY  
AS TRUSTEE FOR  
CITY OF FOLSOM  
PUBLIC ENTITY INVESTMENT TRUST

## Schedule Of Income

DATE	DESCRIPTION	CASH RECEIVED	INCOME EARNED	MARKET / COST BASIS
	<b>SECURITY TOTAL</b>	<b>16,290.59</b>	<b>16,290.59</b>	
	<b>TOTAL MUTUAL FUND - DOMESTIC EQUITY</b>	<b>94,703.54</b>	<b>94,703.54</b>	
	<b>MUTUAL FUND - INTERNATIONAL EQUITY</b>			
	GOLDMAN SACHS TR II GQG PARTNRS R6			
12/22/2023	DIVIDEND ON 17,540.468 SHS GOLDMAN SACHS TR II GQG PARTNRS R6 AT .4707 PER SHARE EFFECTIVE 12/19/2023	8,256.30		
	<b>SECURITY TOTAL</b>	<b>8,256.30</b>	<b>8,256.30</b>	
	HARTFORD INTERNATIONAL VALUE - Y			
12/29/2023	DIVIDEND ON 16,259.462 SHS HARTFORD INTERNATIONAL VALUE - Y AT .483707 PER SHARE EFFECTIVE 12/26/2023	7,864.82		
	<b>SECURITY TOTAL</b>	<b>7,864.82</b>	<b>7,864.82</b>	
	AMERICAN FUNDS NEW PERSPECTIVE F2			
12/18/2023	DIVIDEND ON 5,210.496 SHS AMERICAN FUNDS NEW PERSPECTIVE F2 AT .6459 PER SHARE EFFECTIVE 12/14/2023	3,365.47		
12/18/2023	LONG TERM CAP GAINS DIVIDEND - PRE 5/6/2003 ON 5,210.496 SHS AMERICAN FUNDS NEW PERSPECTIVE F2 AT 2.4715 PER SHARE EFFECTIVE 12/14/2023	12,877.79		
	<b>SECURITY TOTAL</b>	<b>16,243.26</b>	<b>16,243.26</b>	
	AMERICAN FUNDS NEW WORLD F2			
12/18/2023	DIVIDEND ON 2,643.977 SHS AMERICAN FUNDS NEW WORLD F2 AT 1.1646 PER SHARE EFFECTIVE 12/14/2023	3,079.19		

# TRUST EB FORMAT

Statement Period  
Account Number

07/01/2023 through 06/30/2024  
115150002130  
BENEFIT TRUST COMPANY  
AS TRUSTEE FOR  
CITY OF FOLSOM  
PUBLIC ENTITY INVESTMENT TRUST

## Schedule Of Income

DATE	DESCRIPTION	CASH RECEIVED	INCOME EARNED	MARKET / COST BASIS
12/18/2023	LONG TERM CAP GAINS DIVIDEND - PRE 5/6/2003 ON 2,643.977 SHS AMERICAN FUNDS NEW WORLD F2 AT .9139 PER SHARE EFFECTIVE 12/14/2023	2,416.34		
	<b>SECURITY TOTAL</b>	<b>5,495.53</b>	<b>5,495.53</b>	
	<b>TOTAL MUTUAL FUND - INTERNATIONAL EQUITY</b>	<b>37,859.91</b>	<b>37,859.91</b>	
	<b>MUTUAL FUND - REAL ESTATE</b>			
	COHEN AND STEERS REAL ESTATE SECURITIES - Z			
10/03/2023	DIVIDEND ON 32,452.018 SHS COHEN AND STEERS REAL ESTATE SECURITIES - Z AT .112 PER SHARE EFFECTIVE 09/28/2023	3,634.63		
12/11/2023	DIVIDEND ON 21,088.011 SHS COHEN AND STEERS REAL ESTATE SECURITIES - Z AT .143 PER SHARE EFFECTIVE 12/06/2023	3,015.59		
04/02/2024	DIVIDEND ON 22,067.331 SHS COHEN AND STEERS REAL ESTATE SECURITIES - Z AT .113 PER SHARE EFFECTIVE 03/27/2024	2,493.61		
07/02/2024	DIVIDEND ON 22,406.531 SHS COHEN AND STEERS REAL ESTATE SECURITIES - Z AT .132 PER SHARE EFFECTIVE 06/27/2024	2,957.66		
	<b>SECURITY TOTAL</b>	<b>12,101.49</b>	<b>12,101.49</b>	
	PRUDENTIAL FUNDS GLOBAL REAL ESTATE CL Q			
07/17/2023	DIVIDEND ON 7,444.471 SHS PRUDENTIAL FUNDS GLOBAL REAL ESTATE CL Q AT .10985 PER SHARE EFFECTIVE 07/13/2023	817.78		

# TRUST EB FORMAT

Statement Period  
Account Number

07/01/2023 through 06/30/2024  
115150002130  
BENEFIT TRUST COMPANY  
AS TRUSTEE FOR  
CITY OF FOLSOM  
PUBLIC ENTITY INVESTMENT TRUST

## Schedule Of Income

DATE	DESCRIPTION	CASH RECEIVED	INCOME EARNED	MARKET / COST BASIS
10/23/2023	DIVIDEND ON 7,691.249 SHS PRUDENTIAL FUNDS GLOBAL REAL ESTATE CL Q AT .10947 PER SHARE EFFECTIVE 10/19/2023	841.96		
12/18/2023	DIVIDEND ON 7,999.778 SHS PRUDENTIAL FUNDS GLOBAL REAL ESTATE CL Q AT .13766 PER SHARE EFFECTIVE 12/14/2023	1,101.25		
04/22/2024	DIVIDEND ON 8,144.648 SHS PRUDENTIAL FUNDS GLOBAL REAL ESTATE CL Q AT .13009 PER SHARE EFFECTIVE 04/18/2024	1,059.54		
	<b>SECURITY TOTAL</b>	<b>3,820.53</b>	<b>3,820.53</b>	
	<b>TOTAL MUTUAL FUND - REAL ESTATE</b>	<b>15,922.02</b>	<b>15,922.02</b>	
	<b>TOTAL DIVIDENDS</b>	<b>373,682.62</b>	<b>373,682.62</b>	
	<b>TOTAL INCOME</b>	<b>373,682.62</b>	<b>373,682.62</b>	

# TRUST EB FORMAT

Statement Period  
Account Number

07/01/2023 through 06/30/2024  
115150002130  
BENEFIT TRUST COMPANY  
AS TRUSTEE FOR  
CITY OF FOLSOM  
PUBLIC ENTITY INVESTMENT TRUST

## Schedule Of Other Additions

---

DATE	DESCRIPTION	CASH
07/17/2023	RECEIVED FROM WIRE EFFECTIVE 07/14/2023	500,000.00
<b>TOTAL OTHER ADDITIONS</b>		<b>500,000.00</b>

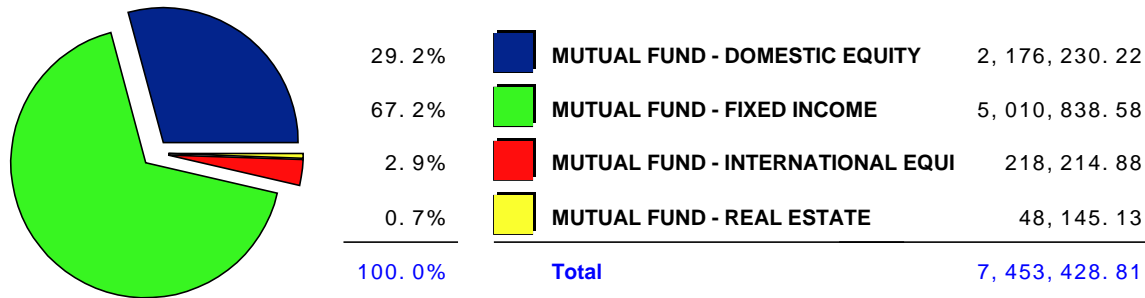
# TRUST EB FORMAT

Statement Period  
Account Number

07/01/2023 through 06/30/2024  
115150002130  
BENEFIT TRUST COMPANY  
AS TRUSTEE FOR  
CITY OF FOLSOM  
PUBLIC ENTITY INVESTMENT TRUST

## Schedule Of Purchases

### Purchase Allocation



### Purchase Schedule

TRADE DATE	SETTLMT DATE	DESCRIPTION	UNITS	AVG COST
<b>MUTUAL FUND - FIXED INCOME</b>				
BLACKROCK TOTAL RETURN - K				
07/17/2023	07/18/2023	PURCHASED 8,529.835 SHS BLACKROCK TOTAL RETURN - K ON 07/17/2023 AT 9.99	8,529.835	85,213.05
07/31/2023	08/01/2023	PURCHASED 333.687 SHS BLACKROCK TOTAL RETURN - K ON 07/31/2023 AT 9.93 FOR REINVESTMENT	333.687	3,313.51
08/31/2023	09/01/2023	PURCHASED 357.87 SHS BLACKROCK TOTAL RETURN - K ON 08/31/2023 AT 9.81 FOR REINVESTMENT	357.87	3,510.70



# TRUST EB FORMAT

Statement Period  
Account Number

07/01/2023 through 06/30/2024  
115150002130  
BENEFIT TRUST COMPANY  
AS TRUSTEE FOR  
CITY OF FOLSOM  
PUBLIC ENTITY INVESTMENT TRUST

## Schedule Of Purchases

TRADE DATE	SETTLMT DATE	DESCRIPTION	UNITS	AVG COST
09/29/2023	10/02/2023	PURCHASED 361.119 SHS BLACKROCK TOTAL RETURN - K ON 09/29/2023 AT 9.50 FOR REINVESTMENT	361.119	3,430.63
10/31/2023	11/01/2023	PURCHASED 368.939 SHS BLACKROCK TOTAL RETURN - K ON 10/31/2023 AT 9.29 FOR REINVESTMENT	368.939	3,427.44
11/30/2023	12/01/2023	PURCHASED 363.835 SHS BLACKROCK TOTAL RETURN - K ON 11/30/2023 AT 9.70 FOR REINVESTMENT	363.835	3,529.20
12/06/2023	12/07/2023	PURCHASED 603.131 SHS BLACKROCK TOTAL RETURN - K ON 12/06/2023 AT 9.85	603.131	5,940.84
12/29/2023	01/02/2024	PURCHASED 364.709 SHS BLACKROCK TOTAL RETURN - K ON 12/29/2023 AT 10.03 FOR REINVESTMENT	364.709	3,658.03
01/31/2024	02/01/2024	PURCHASED 365.819 SHS BLACKROCK TOTAL RETURN - K ON 01/31/2024 AT 9.99 FOR REINVESTMENT	365.819	3,654.53
02/23/2024	02/26/2024	PURCHASED 4,684.499 SHS BLACKROCK TOTAL RETURN - K ON 02/23/2024 AT 9.82	4,684.499	46,001.78
02/29/2024	03/01/2024	PURCHASED 368.601 SHS BLACKROCK TOTAL RETURN - K ON 02/29/2024 AT 9.82 FOR REINVESTMENT	368.601	3,619.66
03/28/2024	04/01/2024	PURCHASED 414.47 SHS BLACKROCK TOTAL RETURN - K ON 03/28/2024 AT 9.88 FOR REINVESTMENT	414.47	4,094.96
04/30/2024	05/01/2024	PURCHASED 439.933 SHS BLACKROCK TOTAL RETURN - K ON 04/30/2024 AT 9.60 FOR REINVESTMENT	439.933	4,223.36
05/31/2024	06/03/2024	PURCHASED 447.034 SHS BLACKROCK TOTAL RETURN - K ON 05/31/2024 AT 9.73 FOR REINVESTMENT	447.034	4,349.64
<b>TOTAL</b>			<b>18,003.481</b>	<b>177,967.33</b>

# TRUST EB FORMAT

Statement Period  
Account Number

07/01/2023 through 06/30/2024  
115150002130  
BENEFIT TRUST COMPANY  
AS TRUSTEE FOR  
CITY OF FOLSOM  
PUBLIC ENTITY INVESTMENT TRUST

## Schedule Of Purchases

TRADE DATE	SETTLMT DATE	DESCRIPTION	UNITS	AVG COST
		COMMUNITY CAPITAL MANAGEMENT IMPACT BOND FUND INST		
12/06/2023	12/07/2023	PURCHASED 52,093.077 SHS COMMUNITY CAPITAL MANAGEMENT IMPACT BOND FUND INST ON 12/06/2023 AT 9.27	52,093.077	482,902.82
12/26/2023	12/27/2023	PURCHASED 23.43 SHS COMMUNITY CAPITAL MANAGEMENT IMPACT BOND FUND INST ON 12/26/2023 AT 9.44	23.43	221.18
12/28/2023	12/29/2023	PURCHASED 131.672 SHS COMMUNITY CAPITAL MANAGEMENT IMPACT BOND FUND INST ON 12/28/2023 AT 9.44 FOR REINVESTMENT	131.672	1,242.98
01/31/2024	02/01/2024	PURCHASED 126.393 SHS COMMUNITY CAPITAL MANAGEMENT IMPACT BOND FUND INST ON 01/31/2024 AT 9.43 FOR REINVESTMENT	126.393	1,191.89
02/23/2024	02/26/2024	PURCHASED 2,411.071 SHS COMMUNITY CAPITAL MANAGEMENT IMPACT BOND FUND INST ON 02/23/2024 AT 9.31	2,411.071	22,447.07
02/29/2024	03/01/2024	PURCHASED 160.958 SHS COMMUNITY CAPITAL MANAGEMENT IMPACT BOND FUND INST ON 02/29/2024 AT 9.30 FOR REINVESTMENT	160.958	1,496.91
03/27/2024	03/28/2024	PURCHASED 152.451 SHS COMMUNITY CAPITAL MANAGEMENT IMPACT BOND FUND INST ON 03/27/2024 AT 9.35 FOR REINVESTMENT	152.451	1,425.42
04/30/2024	05/01/2024	PURCHASED 155.41 SHS COMMUNITY CAPITAL MANAGEMENT IMPACT BOND FUND INST ON 04/30/2024 AT 9.14 FOR REINVESTMENT	155.41	1,420.45
05/31/2024	06/03/2024	PURCHASED 162.576 SHS COMMUNITY CAPITAL MANAGEMENT IMPACT BOND FUND INST ON 05/31/2024 AT 9.24 FOR REINVESTMENT	162.576	1,502.20

# TRUST EB FORMAT

Statement Period  
Account Number

07/01/2023 through 06/30/2024  
115150002130  
BENEFIT TRUST COMPANY  
AS TRUSTEE FOR  
CITY OF FOLSOM  
PUBLIC ENTITY INVESTMENT TRUST

## Schedule Of Purchases

TRADE DATE	SETTLMT DATE	DESCRIPTION	UNITS	AVG COST
06/05/2024	06/06/2024	PURCHASED 29,099.776 SHS COMMUNITY CAPITAL MANAGEMENT IMPACT BOND FUND INST ON 06/05/2024 AT 9.33	29,099.776	271,500.91
06/28/2024	07/01/2024	PURCHASED 241 SHS COMMUNITY CAPITAL MANAGEMENT IMPACT BOND FUND INST ON 06/28/2024 AT 9.30 FOR REINVESTMENT	241	2,241.30
<b>TOTAL</b>			<b>84,757.814</b>	<b>787,593.13</b>
GUGGENHEIM INVESTMENTS FDS TR MACRO OPPTY R6				
07/17/2023	07/18/2023	PURCHASED 1,516.821 SHS GUGGENHEIM INVESTMENTS FDS TR MACRO OPPTY R6 ON 07/17/2023 AT 23.97	1,516.821	36,358.19
07/31/2023	08/01/2023	PURCHASED 87.92 SHS GUGGENHEIM INVESTMENTS FDS TR MACRO OPPTY R6 ON 07/31/2023 AT 24.01 FOR REINVESTMENT	87.92	2,110.95
08/31/2023	09/01/2023	PURCHASED 98.319 SHS GUGGENHEIM INVESTMENTS FDS TR MACRO OPPTY R6 ON 08/31/2023 AT 23.97 FOR REINVESTMENT	98.319	2,356.70
09/29/2023	10/02/2023	PURCHASED 123.861 SHS GUGGENHEIM INVESTMENTS FDS TR MACRO OPPTY R6 ON 09/29/2023 AT 23.69 FOR REINVESTMENT	123.861	2,934.26
10/31/2023	11/01/2023	PURCHASED 150.851 SHS GUGGENHEIM INVESTMENTS FDS TR MACRO OPPTY R6 ON 10/31/2023 AT 23.35 FOR REINVESTMENT	150.851	3,522.36
11/30/2023	12/01/2023	PURCHASED 138.719 SHS GUGGENHEIM INVESTMENTS FDS TR MACRO OPPTY R6 ON 11/30/2023 AT 23.81 FOR REINVESTMENT	138.719	3,302.91

# TRUST EB FORMAT

Statement Period  
Account Number

07/01/2023 through 06/30/2024  
115150002130  
BENEFIT TRUST COMPANY  
AS TRUSTEE FOR  
CITY OF FOLSOM  
PUBLIC ENTITY INVESTMENT TRUST

## Schedule Of Purchases

TRADE DATE	SETTLMT DATE	DESCRIPTION	UNITS	AVG COST
<b>TOTAL</b>			2,116.491	50,585.37
GUGGENHEIM INVESTMENTS INVESTMENT GRADE BOND FUND				
07/17/2023	07/18/2023	PURCHASED 5,148.165 SHS GUGGENHEIM INVESTMENTS INVESTMENT GRADE BOND FUND ON 07/17/2023 AT 16.21	5,148.165	83,451.76
07/31/2023	08/01/2023	PURCHASED 185.762 SHS GUGGENHEIM INVESTMENTS INVESTMENT GRADE BOND FUND ON 07/31/2023 AT 16.14 FOR REINVESTMENT	185.762	2,998.20
08/31/2023	09/01/2023	PURCHASED 215.574 SHS GUGGENHEIM INVESTMENTS INVESTMENT GRADE BOND FUND ON 08/31/2023 AT 15.99 FOR REINVESTMENT	215.574	3,447.03
09/29/2023	10/02/2023	PURCHASED 235.766 SHS GUGGENHEIM INVESTMENTS INVESTMENT GRADE BOND FUND ON 09/29/2023 AT 15.53 FOR REINVESTMENT	235.766	3,661.44
10/31/2023	11/01/2023	PURCHASED 258.857 SHS GUGGENHEIM INVESTMENTS INVESTMENT GRADE BOND FUND ON 10/31/2023 AT 15.21 FOR REINVESTMENT	258.857	3,937.21
11/30/2023	12/01/2023	PURCHASED 263.643 SHS GUGGENHEIM INVESTMENTS INVESTMENT GRADE BOND FUND ON 11/30/2023 AT 15.81 FOR REINVESTMENT	263.643	4,168.20
12/06/2023	12/07/2023	PURCHASED 23.328 SHS GUGGENHEIM INVESTMENTS INVESTMENT GRADE BOND FUND ON 12/06/2023 AT 16.05	23.328	374.42
12/29/2023	01/02/2024	PURCHASED 246.286 SHS GUGGENHEIM INVESTMENTS INVESTMENT GRADE BOND FUND ON 12/29/2023 AT 16.35 FOR REINVESTMENT	246.286	4,026.78

# TRUST EB FORMAT

Statement Period  
Account Number

07/01/2023 through 06/30/2024  
115150002130  
BENEFIT TRUST COMPANY  
AS TRUSTEE FOR  
CITY OF FOLSOM  
PUBLIC ENTITY INVESTMENT TRUST

## Schedule Of Purchases

TRADE DATE	SETTLMT DATE	DESCRIPTION	UNITS	AVG COST
01/31/2024	02/01/2024	PURCHASED 217.56 SHS GUGGENHEIM INVESTMENTS INVESTMENT GRADE BOND FUND ON 01/31/2024 AT 16.32 FOR REINVESTMENT	217.56	3,550.58
02/23/2024	02/26/2024	PURCHASED 2,763.144 SHS GUGGENHEIM INVESTMENTS INVESTMENT GRADE BOND FUND ON 02/23/2024 AT 16.05	2,763.144	44,348.46
02/29/2024	03/01/2024	PURCHASED 213.654 SHS GUGGENHEIM INVESTMENTS INVESTMENT GRADE BOND FUND ON 02/29/2024 AT 16.06 FOR REINVESTMENT	213.654	3,431.28
03/28/2024	04/01/2024	PURCHASED 234.612 SHS GUGGENHEIM INVESTMENTS INVESTMENT GRADE BOND FUND ON 03/28/2024 AT 16.15 FOR REINVESTMENT	234.612	3,788.99
04/30/2024	05/01/2024	PURCHASED 251.488 SHS GUGGENHEIM INVESTMENTS INVESTMENT GRADE BOND FUND ON 04/30/2024 AT 15.68 FOR REINVESTMENT	251.488	3,943.33
05/31/2024	06/03/2024	PURCHASED 290.296 SHS GUGGENHEIM INVESTMENTS INVESTMENT GRADE BOND FUND ON 05/31/2024 AT 15.89 FOR REINVESTMENT	290.296	4,612.80
<b>TOTAL</b>			<b>10,548.135</b>	<b>169,740.48</b>
NORTHERN FUNDS BOND INDEX				
12/06/2023	12/07/2023	PURCHASED 53,007.993 SHS NORTHERN FUNDS BOND INDEX ON 12/06/2023 AT 9.11	53,007.993	482,902.82
12/21/2023	12/22/2023	PURCHASED 75.744 SHS NORTHERN FUNDS BOND INDEX ON 12/21/2023 AT 9.27 FOR REINVESTMENT	75.744	702.15
01/25/2024	01/26/2024	PURCHASED 179.979 SHS NORTHERN FUNDS BOND INDEX ON 01/25/2024 AT 9.16 FOR REINVESTMENT	179.979	1,648.61

# TRUST EB FORMAT

Statement Period  
Account Number

07/01/2023 through 06/30/2024  
115150002130  
BENEFIT TRUST COMPANY  
AS TRUSTEE FOR  
CITY OF FOLSOM  
PUBLIC ENTITY INVESTMENT TRUST

## Schedule Of Purchases

TRADE DATE	SETTLMT DATE	DESCRIPTION	UNITS	AVG COST
02/23/2024	02/26/2024	PURCHASED 2,912.607 SHS NORTHERN FUNDS BOND INDEX ON 02/23/2024 AT 9.08	2,912.607	26,446.47
02/26/2024	02/27/2024	PURCHASED 171.734 SHS NORTHERN FUNDS BOND INDEX ON 02/26/2024 AT 9.07 FOR REINVESTMENT	171.734	1,557.63
03/25/2024	03/26/2024	PURCHASED 157.547 SHS NORTHERN FUNDS BOND INDEX ON 03/25/2024 AT 9.11 FOR REINVESTMENT	157.547	1,435.25
04/24/2024	04/25/2024	PURCHASED 174.173 SHS NORTHERN FUNDS BOND INDEX ON 04/24/2024 AT 8.90 FOR REINVESTMENT	174.173	1,550.14
05/23/2024	05/24/2024	PURCHASED 168.053 SHS NORTHERN FUNDS BOND INDEX ON 05/23/2024 AT 9.00 FOR REINVESTMENT	168.053	1,512.48
06/05/2024	06/06/2024	PURCHASED 87,337.26 SHS NORTHERN FUNDS BOND INDEX ON 06/05/2024 AT 9.11	87,337.26	795,642.44
06/24/2024	06/25/2024	PURCHASED 360.581 SHS NORTHERN FUNDS BOND INDEX ON 06/24/2024 AT 9.13 FOR REINVESTMENT	360.581	3,292.10
<b>TOTAL</b>			<b>144,545.671</b>	<b>1,316,690.09</b>
PRUDENTIAL GBL TOTL RTRN FD INC PGIM TTL R6				
07/17/2023	07/18/2023	PURCHASED 5,893.234 SHS PRUDENTIAL GBL TOTL RTRN FD INC PGIM TTL R6 ON 07/17/2023 AT 5.18	5,893.234	30,526.95
07/31/2023	08/01/2023	PURCHASED 305.432 SHS PRUDENTIAL GBL TOTL RTRN FD INC PGIM TTL R6 ON 07/31/2023 AT 5.14 FOR REINVESTMENT	305.432	1,569.92

# TRUST EB FORMAT

Statement Period  
Account Number

07/01/2023 through 06/30/2024  
115150002130  
BENEFIT TRUST COMPANY  
AS TRUSTEE FOR  
CITY OF FOLSOM  
PUBLIC ENTITY INVESTMENT TRUST

## Schedule Of Purchases

TRADE DATE	SETTLMT DATE	DESCRIPTION	UNITS	AVG COST
08/31/2023	09/01/2023	PURCHASED 363.872 SHS PRUDENTIAL GBL TOTL RTRN FD INC PGIM TTL R6 ON 08/31/2023 AT 5.06 FOR REINVESTMENT	363.872	1,841.19
09/29/2023	10/02/2023	PURCHASED 328.28 SHS PRUDENTIAL GBL TOTL RTRN FD INC PGIM TTL R6 ON 09/29/2023 AT 4.90 FOR REINVESTMENT	328.28	1,608.57
10/31/2023	11/01/2023	PURCHASED 359.471 SHS PRUDENTIAL GBL TOTL RTRN FD INC PGIM TTL R6 ON 10/31/2023 AT 4.82 FOR REINVESTMENT	359.471	1,732.65
11/30/2023	12/01/2023	PURCHASED 335.53 SHS PRUDENTIAL GBL TOTL RTRN FD INC PGIM TTL R6 ON 11/30/2023 AT 5.06 FOR REINVESTMENT	335.53	1,697.78
<b>TOTAL</b>			<b>7,585.819</b>	<b>38,977.06</b>
PRUDENTIAL FUNDS TOTAL RETURN BOND CL R6				
07/17/2023	07/18/2023	PURCHASED 6,829.664 SHS PRUDENTIAL FUNDS TOTAL RETURN BOND CL R6 ON 07/17/2023 AT 11.85	6,829.664	80,931.52
07/31/2023	08/01/2023	PURCHASED 321.054 SHS PRUDENTIAL FUNDS TOTAL RETURN BOND CL R6 ON 07/31/2023 AT 11.83 FOR REINVESTMENT	321.054	3,798.07
08/31/2023	09/01/2023	PURCHASED 344.863 SHS PRUDENTIAL FUNDS TOTAL RETURN BOND CL R6 ON 08/31/2023 AT 11.72 FOR REINVESTMENT	344.863	4,041.80
09/29/2023	10/02/2023	PURCHASED 326.075 SHS PRUDENTIAL FUNDS TOTAL RETURN BOND CL R6 ON 09/29/2023 AT 11.40 FOR REINVESTMENT	326.075	3,717.25

# TRUST EB FORMAT

Statement Period  
Account Number

07/01/2023 through 06/30/2024  
115150002130  
BENEFIT TRUST COMPANY  
AS TRUSTEE FOR  
CITY OF FOLSOM  
PUBLIC ENTITY INVESTMENT TRUST

## Schedule Of Purchases

TRADE DATE	SETTLMT DATE	DESCRIPTION	UNITS	AVG COST
10/31/2023	11/01/2023	PURCHASED 367.74 SHS PRUDENTIAL FUNDS TOTAL RETURN BOND CL R6 ON 10/31/2023 AT 11.16 FOR REINVESTMENT	367.74	4,103.98
11/30/2023	12/01/2023	PURCHASED 358.122 SHS PRUDENTIAL FUNDS TOTAL RETURN BOND CL R6 ON 11/30/2023 AT 11.64 FOR REINVESTMENT	358.122	4,168.54
12/29/2023	01/02/2024	PURCHASED 333.327 SHS PRUDENTIAL FUNDS TOTAL RETURN BOND CL R6 ON 12/29/2023 AT 12.06 FOR REINVESTMENT	333.327	4,019.92
01/31/2024	02/01/2024	PURCHASED 340.986 SHS PRUDENTIAL FUNDS TOTAL RETURN BOND CL R6 ON 01/31/2024 AT 12.04 FOR REINVESTMENT	340.986	4,105.47
02/23/2024	02/26/2024	PURCHASED 3,366.403 SHS PRUDENTIAL FUNDS TOTAL RETURN BOND CL R6 ON 02/23/2024 AT 11.85	3,366.403	39,891.87
02/29/2024	03/01/2024	PURCHASED 325.119 SHS PRUDENTIAL FUNDS TOTAL RETURN BOND CL R6 ON 02/29/2024 AT 11.85 FOR REINVESTMENT	325.119	3,852.66
03/28/2024	04/01/2024	PURCHASED 362.489 SHS PRUDENTIAL FUNDS TOTAL RETURN BOND CL R6 ON 03/28/2024 AT 11.93 FOR REINVESTMENT	362.489	4,324.49
04/30/2024	05/01/2024	PURCHASED 354.879 SHS PRUDENTIAL FUNDS TOTAL RETURN BOND CL R6 ON 04/30/2024 AT 11.60 FOR REINVESTMENT	354.879	4,116.60
05/31/2024	06/03/2024	PURCHASED 361.085 SHS PRUDENTIAL FUNDS TOTAL RETURN BOND CL R6 ON 05/31/2024 AT 11.76 FOR REINVESTMENT	361.085	4,246.36
<b>TOTAL</b>			<b>13,991.806</b>	<b>165,318.53</b>



# TRUST EB FORMAT

Statement Period  
Account Number

07/01/2023 through 06/30/2024  
115150002130  
BENEFIT TRUST COMPANY  
AS TRUSTEE FOR  
CITY OF FOLSOM  
PUBLIC ENTITY INVESTMENT TRUST

## Schedule Of Purchases

TRADE DATE	SETTLMT DATE	DESCRIPTION	UNITS	AVG COST
TARGET PORTFOLIO TRUST TR PIGM CORE BD R6				
06/05/2024	07/12/2024	PURCHASED 121,517.52 SHS TARGET PORTFOLIO TRUST TR PIGM CORE BD R6 ON 06/05/2024 AT 8.64	121,517.52	1,049,911.37
06/28/2024	07/12/2024	PURCHASED 364.923 SHS TARGET PORTFOLIO TRUST TR PIGM CORE BD R6 ON 06/28/2024 AT 8.59 FOR REINVESTMENT	364.923	3,134.69
<b>TOTAL</b>			121,882.443	1,053,046.06
WELLS FARGO TR CORE BOND R6				
06/05/2024	07/12/2024	PURCHASED 95,620.343 SHS WELLS FARGO TR CORE BOND R6 ON 06/05/2024 AT 10.98	95,620.343	1,049,911.37
06/28/2024	07/12/2024	PURCHASED 295.85 SHS WELLS FARGO TR CORE BOND R6 ON 06/28/2024 AT 10.92 FOR REINVESTMENT	295.85	3,230.68
<b>TOTAL</b>			95,916.193	1,053,142.05
WESTERN ASSET CORE PLUS BOND IS				
07/17/2023	07/18/2023	PURCHASED 7,717.896 SHS WESTERN ASSET CORE PLUS BOND IS ON 07/17/2023 AT 9.52	7,717.896	73,474.37
07/31/2023	08/01/2023	PURCHASED 332.004 SHS WESTERN ASSET CORE PLUS BOND IS ON 07/31/2023 AT 9.46 FOR REINVESTMENT	332.004	3,140.76
08/31/2023	09/01/2023	PURCHASED 398.768 SHS WESTERN ASSET CORE PLUS BOND IS ON 08/31/2023 AT 9.27 FOR REINVESTMENT	398.768	3,696.58

# TRUST EB FORMAT

Statement Period  
Account Number

07/01/2023 through 06/30/2024  
115150002130  
BENEFIT TRUST COMPANY  
AS TRUSTEE FOR  
CITY OF FOLSOM  
PUBLIC ENTITY INVESTMENT TRUST

## Schedule Of Purchases

TRADE DATE	SETTLMT DATE	DESCRIPTION	UNITS	AVG COST
09/29/2023	10/02/2023	PURCHASED 408.497 SHS WESTERN ASSET CORE PLUS BOND IS ON 09/29/2023 AT 8.86 FOR REINVESTMENT	408.497	3,619.28
10/31/2023	11/01/2023	PURCHASED 407.147 SHS WESTERN ASSET CORE PLUS BOND IS ON 10/31/2023 AT 8.60 FOR REINVESTMENT	407.147	3,501.46
11/30/2023	12/01/2023	PURCHASED 395.738 SHS WESTERN ASSET CORE PLUS BOND IS ON 11/30/2023 AT 9.12 FOR REINVESTMENT	395.738	3,609.13
12/06/2023	12/07/2023	PURCHASED 1,749.197 SHS WESTERN ASSET CORE PLUS BOND IS ON 12/06/2023 AT 9.30	1,749.197	16,267.53
12/29/2023	01/02/2024	PURCHASED 403.033 SHS WESTERN ASSET CORE PLUS BOND IS ON 12/29/2023 AT 9.58 FOR REINVESTMENT	403.033	3,861.06
01/31/2024	02/01/2024	PURCHASED 390.286 SHS WESTERN ASSET CORE PLUS BOND IS ON 01/31/2024 AT 9.47 FOR REINVESTMENT	390.286	3,696.01
02/23/2024	02/26/2024	PURCHASED 4,726.567 SHS WESTERN ASSET CORE PLUS BOND IS ON 02/23/2024 AT 9.29	4,726.567	43,909.81
02/29/2024	03/01/2024	PURCHASED 395.29 SHS WESTERN ASSET CORE PLUS BOND IS ON 02/29/2024 AT 9.29 FOR REINVESTMENT	395.29	3,672.24
03/28/2024	04/01/2024	PURCHASED 429.802 SHS WESTERN ASSET CORE PLUS BOND IS ON 03/28/2024 AT 9.36 FOR REINVESTMENT	429.802	4,022.95
04/30/2024	05/01/2024	PURCHASED 438.71 SHS WESTERN ASSET CORE PLUS BOND IS ON 04/30/2024 AT 9.01 FOR REINVESTMENT	438.71	3,952.78

# TRUST EB FORMAT

Statement Period  
Account Number

07/01/2023 through 06/30/2024  
115150002130  
BENEFIT TRUST COMPANY  
AS TRUSTEE FOR  
CITY OF FOLSOM  
PUBLIC ENTITY INVESTMENT TRUST

## Schedule Of Purchases

TRADE DATE	SETTLMT DATE	DESCRIPTION	UNITS	AVG COST
05/31/2024	06/03/2024	PURCHASED 476.905 SHS WESTERN ASSET CORE PLUS BOND IS ON 05/31/2024 AT 9.16 FOR REINVESTMENT	476.905	4,368.45
06/05/2024	06/06/2024	PURCHASED 2,080.555 SHS WESTERN ASSET CORE PLUS BOND IS ON 06/05/2024 AT 9.26	2,080.555	19,265.94
06/28/2024	07/01/2024	PURCHASED 405.243 SHS WESTERN ASSET CORE PLUS BOND IS ON 06/28/2024 AT 9.18 FOR REINVESTMENT	405.243	3,720.13
<b>TOTAL</b>			21,155.638	197,778.48
<b>TOTAL MUTUAL FUND - FIXED INCOME</b>			<b>520,503.491</b>	<b>5,010,838.58</b>
<b>MUTUAL FUND - DOMESTIC EQUITY</b>				
ALGER FUNDS SMALL CAP FOCUS Z				
07/17/2023	07/18/2023	PURCHASED 988.51 SHS ALGER FUNDS SMALL CAP FOCUS Z ON 07/17/2023 AT 17.85	988.51	17,644.91
06/05/2024	06/06/2024	PURCHASED 699.522 SHS ALGER FUNDS SMALL CAP FOCUS Z ON 06/05/2024 AT 19.03	699.522	13,311.90
<b>TOTAL</b>			1,688.032	30,956.81
ALGER FUNDS FOCUS EQUITY FUND CL Y				
07/17/2023	07/18/2023	PURCHASED 147.372 SHS ALGER FUNDS FOCUS EQUITY FUND CL Y ON 07/17/2023 AT 50.99	147.372	7,514.48
12/14/2023	12/15/2023	PURCHASED .001 SHS ALGER FUNDS FOCUS EQUITY FUND CL Y ON 12/14/2023 AT 53.32 FOR REINVESTMENT	.001	0.03

# TRUST EB FORMAT

Statement Period  
Account Number

07/01/2023 through 06/30/2024  
115150002130  
BENEFIT TRUST COMPANY  
AS TRUSTEE FOR  
CITY OF FOLSOM  
PUBLIC ENTITY INVESTMENT TRUST

## Schedule Of Purchases

TRADE DATE	SETTLMT DATE	DESCRIPTION	UNITS	AVG COST
<b>TOTAL</b>			147.373	7,514.51
COLUMBIA CONTRARIAN CORE				
07/17/2023	07/18/2023	PURCHASED 590.37 SHS COLUMBIA CONTRARIAN CORE ON 07/17/2023 AT 30.95	590.37	18,271.94
12/06/2023	12/07/2023	PURCHASED 2,396.687 SHS COLUMBIA CONTRARIAN CORE ON 12/06/2023 AT 31.78	2,396.687	76,166.71
12/11/2023	12/13/2023	PURCHASED 189.555 SHS COLUMBIA CONTRARIAN CORE ON 12/11/2023 AT 31.20 FOR REINVESTMENT	189.555	5,914.12
12/11/2023	12/13/2023	PURCHASED 687.077 SHS COLUMBIA CONTRARIAN CORE ON 12/11/2023 AT 31.20 FOR REINVESTMENT	687.077	21,436.80
<b>TOTAL</b>			3,863.689	121,789.57
CLEARBRIDGE SELECT - IS				
07/17/2023	07/18/2023	PURCHASED 41.328 SHS CLEARBRIDGE SELECT - IS ON 07/17/2023 AT 45.05	41.328	1,861.82
<b>TOTAL</b>			41.328	1,861.82
PRUDENTIAL JENNISON GLOBAL OPPS Q				
07/17/2023	07/18/2023	PURCHASED 169.869 SHS PRUDENTIAL JENNISON GLOBAL OPPS Q ON 07/17/2023 AT 37.67	169.869	6,398.97
01/05/2024	01/08/2024	PURCHASED 17.072 SHS PRUDENTIAL JENNISON GLOBAL OPPS Q ON 01/05/2024 AT 38.13	17.072	650.96
<b>TOTAL</b>			186.941	7,049.93

# TRUST EB FORMAT

Statement Period  
Account Number

07/01/2023 through 06/30/2024  
115150002130  
BENEFIT TRUST COMPANY  
AS TRUSTEE FOR  
CITY OF FOLSOM  
PUBLIC ENTITY INVESTMENT TRUST

## Schedule Of Purchases

TRADE DATE	SETTLMT DATE	DESCRIPTION	UNITS	AVG COST
SSGA S&P INDEX FUND CL K				
12/06/2023	12/07/2023	PURCHASED 2,791.507 SHS SSGA S&P INDEX FUND CL K ON 12/06/2023 AT 345.98	2,791.507	965,805.65
12/26/2023	12/28/2023	PURCHASED 40.288 SHS SSGA S&P INDEX FUND CL K ON 12/26/2023 AT 357.00 FOR REINVESTMENT	40.288	14,382.68
12/26/2023	12/28/2023	PURCHASED .758 SHS SSGA S&P INDEX FUND CL K ON 12/26/2023 AT 357.00 FOR REINVESTMENT	.758	270.50
12/26/2023	12/28/2023	PURCHASED 8.665 SHS SSGA S&P INDEX FUND CL K ON 12/26/2023 AT 357.00 FOR REINVESTMENT	8.665	3,093.27
<b>TOTAL</b>			2,841.218	983,552.10
SSGA INSTL INVT TR GBL ALCP EQ K				
06/05/2024	06/06/2024	PURCHASED 7,011.659 SHS SSGA INSTL INVT TR GBL ALCP EQ K ON 06/05/2024 AT 108.56	7,011.659	761,185.75
<b>TOTAL</b>			7,011.659	761,185.75
THORNBURG INVESTMENT INCOME BUILDER R6				
07/17/2023	07/18/2023	PURCHASED 1,053.806 SHS THORNBURG INVESTMENT INCOME BUILDER R6 ON 07/17/2023 AT 22.94	1,053.806	24,174.32
09/14/2023	09/18/2023	PURCHASED 300.975 SHS THORNBURG INVESTMENT INCOME BUILDER R6 ON 09/14/2023 AT 23.17 FOR REINVESTMENT	300.975	6,973.59

# TRUST EB FORMAT

Statement Period  
Account Number

07/01/2023 through 06/30/2024  
115150002130  
BENEFIT TRUST COMPANY  
AS TRUSTEE FOR  
CITY OF FOLSOM  
PUBLIC ENTITY INVESTMENT TRUST

## Schedule Of Purchases

TRADE DATE	SETTLMT DATE	DESCRIPTION	UNITS	AVG COST
12/06/2023	12/07/2023	PURCHASED 8,004.419 SHS THORNBURG INVESTMENT INCOME BUILDER R6 ON 12/06/2023 AT 23.14	8,004.419	185,222.26
12/26/2023	12/28/2023	PURCHASED 416.121 SHS THORNBURG INVESTMENT INCOME BUILDER R6 ON 12/26/2023 AT 23.97 FOR REINVESTMENT	416.121	9,974.42
02/23/2024	02/26/2024	PURCHASED 120.494 SHS THORNBURG INVESTMENT INCOME BUILDER R6 ON 02/23/2024 AT 24.04	120.494	2,896.68
03/21/2024	03/25/2024	PURCHASED 311.209 SHS THORNBURG INVESTMENT INCOME BUILDER R6 ON 03/21/2024 AT 24.81 FOR REINVESTMENT	311.209	7,721.10
06/20/2024	06/24/2024	PURCHASED 337.225 SHS THORNBURG INVESTMENT INCOME BUILDER R6 ON 06/20/2024 AT 25.64 FOR REINVESTMENT	337.225	8,646.44
<b>TOTAL</b>			10,544.249	245,608.81
UNDISCOVERED MANAGERS BEHAVIORAL VALUE R6				
12/13/2023	12/15/2023	PURCHASED 54.286 SHS UNDISCOVERED MANAGERS BEHAVIORAL VALUE R6 ON 12/13/2023 AT 79.31 FOR REINVESTMENT	54.286	4,305.41
12/13/2023	12/15/2023	PURCHASED 104.629 SHS UNDISCOVERED MANAGERS BEHAVIORAL VALUE R6 ON 12/13/2023 AT 79.31 FOR REINVESTMENT	104.629	8,298.14
12/20/2023	12/22/2023	PURCHASED 46.814 SHS UNDISCOVERED MANAGERS BEHAVIORAL VALUE R6 ON 12/20/2023 AT 78.76 FOR REINVESTMENT	46.814	3,687.04

# TRUST EB FORMAT

Statement Period  
Account Number

07/01/2023 through 06/30/2024  
115150002130  
BENEFIT TRUST COMPANY  
AS TRUSTEE FOR  
CITY OF FOLSOM  
PUBLIC ENTITY INVESTMENT TRUST

## Schedule Of Purchases

TRADE DATE	SETTLMT DATE	DESCRIPTION	UNITS	AVG COST
06/05/2024	06/06/2024	PURCHASED 5.104 SHS UNDISCOVERED MANAGERS BEHAVIORAL VALUE R6 ON 06/05/2024 AT 82.36	5.104	420.33
<b>TOTAL</b>			210.833	16,710.92
<b>TOTAL MUTUAL FUND - DOMESTIC EQUITY</b>			<b>26,535.322</b>	<b>2,176,230.22</b>
<b>MUTUAL FUND - INTERNATIONAL EQUITY</b>				
GOLDMAN SACHS TR II GQG PARTNRS R6				
07/17/2023	07/18/2023	PURCHASED 535.658 SHS GOLDMAN SACHS TR II GQG PARTNRS R6 ON 07/17/2023 AT 18.64	535.658	9,984.66
12/06/2023	12/07/2023	PURCHASED 2,117.892 SHS GOLDMAN SACHS TR II GQG PARTNRS R6 ON 12/06/2023 AT 19.21	2,117.892	40,684.71
12/20/2023	12/22/2023	PURCHASED 428.009 SHS GOLDMAN SACHS TR II GQG PARTNRS R6 ON 12/20/2023 AT 19.29 FOR REINVESTMENT	428.009	8,256.30
<b>TOTAL</b>			3,081.559	58,925.67
HARTFORD INTERNATIONAL VALUE - Y				
07/17/2023	07/18/2023	PURCHASED 426.802 SHS HARTFORD INTERNATIONAL VALUE - Y ON 07/17/2023 AT 17.64	426.802	7,528.79
12/27/2023	12/29/2023	PURCHASED 434.52 SHS HARTFORD INTERNATIONAL VALUE - Y ON 12/27/2023 AT 18.10 FOR REINVESTMENT	434.52	7,864.82
02/23/2024	02/26/2024	PURCHASED 143.049 SHS HARTFORD INTERNATIONAL VALUE - Y ON 02/23/2024 AT 18.14	143.049	2,594.91

# TRUST EB FORMAT

Statement Period  
Account Number

07/01/2023 through 06/30/2024  
115150002130  
BENEFIT TRUST COMPANY  
AS TRUSTEE FOR  
CITY OF FOLSOM  
PUBLIC ENTITY INVESTMENT TRUST

## Schedule Of Purchases

TRADE DATE	SETTLMT DATE	DESCRIPTION	UNITS	AVG COST
06/10/2024	06/11/2024	PURCHASED 2.81 SHS HARTFORD INTERNATIONAL VALUE - Y ON 06/10/2024 AT 19.14	2.81	53.78
06/12/2024	06/13/2024	PURCHASED 73.28 SHS HARTFORD INTERNATIONAL VALUE - Y ON 06/12/2024 AT 19.03	73.28	1,394.52
<b>TOTAL</b>			1,080.461	19,436.82
AMERICAN FUNDS NEW PERSPECTIVE F2				
07/17/2023	07/18/2023	PURCHASED 108.862 SHS AMERICAN FUNDS NEW PERSPECTIVE F2 ON 07/17/2023 AT 56.59	108.862	6,160.50
12/06/2023	12/07/2023	PURCHASED 116.42 SHS AMERICAN FUNDS NEW PERSPECTIVE F2 ON 12/06/2023 AT 55.49	116.42	6,460.12
12/14/2023	12/18/2023	PURCHASED 61.481 SHS AMERICAN FUNDS NEW PERSPECTIVE F2 ON 12/14/2023 AT 54.74 FOR REINVESTMENT	61.481	3,365.47
12/14/2023	12/18/2023	PURCHASED 235.254 SHS AMERICAN FUNDS NEW PERSPECTIVE F2 ON 12/14/2023 AT 54.74 FOR REINVESTMENT	235.254	12,877.79
12/15/2023	12/18/2023	PURCHASED .001 SHS AMERICAN FUNDS NEW PERSPECTIVE F2 ON 12/15/2023 AT 54.73	.001	0.05
<b>TOTAL</b>			522.018	28,863.93
AMERICAN FUNDS NEW WORLD F2				
07/17/2023	07/18/2023	PURCHASED 35.203 SHS AMERICAN FUNDS NEW WORLD F2 ON 07/17/2023 AT 75.74	35.203	2,666.30



# TRUST EB FORMAT

Statement Period  
Account Number

07/01/2023 through 06/30/2024  
115150002130  
BENEFIT TRUST COMPANY  
AS TRUSTEE FOR  
CITY OF FOLSOM  
PUBLIC ENTITY INVESTMENT TRUST

## Schedule Of Purchases

TRADE DATE	SETTLMT DATE	DESCRIPTION	UNITS	AVG COST
12/06/2023	12/07/2023	PURCHASED 1,377.812 SHS AMERICAN FUNDS NEW WORLD F2 ON 12/06/2023 AT 72.99	1,377.812	100,566.48
12/14/2023	12/18/2023	PURCHASED 41.985 SHS AMERICAN FUNDS NEW WORLD F2 ON 12/14/2023 AT 73.34 FOR REINVESTMENT	41.985	3,079.19
12/14/2023	12/18/2023	PURCHASED 32.947 SHS AMERICAN FUNDS NEW WORLD F2 ON 12/14/2023 AT 73.34 FOR REINVESTMENT	32.947	2,416.34
06/05/2024	06/06/2024	PURCHASED 28.171 SHS AMERICAN FUNDS NEW WORLD F2 ON 06/05/2024 AT 80.23	28.171	2,260.15
<b>TOTAL</b>			<b>1,516.118</b>	<b>110,988.46</b>
<b>TOTAL MUTUAL FUND - INTERNATIONAL EQUITY</b>			<b>6,200.156</b>	<b>218,214.88</b>
<b>MUTUAL FUND - REAL ESTATE</b>				
COHEN AND STEERS REAL ESTATE SECURITIES - Z				
07/17/2023	07/18/2023	PURCHASED 251.282 SHS COHEN AND STEERS REAL ESTATE SECURITIES - Z ON 07/17/2023 AT 16.12	251.282	4,050.67
09/29/2023	10/03/2023	PURCHASED 253.284 SHS COHEN AND STEERS REAL ESTATE SECURITIES - Z ON 09/29/2023 AT 14.35 FOR REINVESTMENT	253.284	3,634.63
12/07/2023	12/11/2023	PURCHASED 191.466 SHS COHEN AND STEERS REAL ESTATE SECURITIES - Z ON 12/07/2023 AT 15.75 FOR REINVESTMENT	191.466	3,015.59
02/23/2024	02/26/2024	PURCHASED 787.854 SHS COHEN AND STEERS REAL ESTATE SECURITIES - Z ON 02/23/2024 AT 16.12	787.854	12,700.21

# TRUST EB FORMAT

Statement Period  
Account Number

07/01/2023 through 06/30/2024  
115150002130  
BENEFIT TRUST COMPANY  
AS TRUSTEE FOR  
CITY OF FOLSOM  
PUBLIC ENTITY INVESTMENT TRUST

## Schedule Of Purchases

TRADE DATE	SETTLMT DATE	DESCRIPTION	UNITS	AVG COST
03/28/2024	04/02/2024	PURCHASED 151.679 SHS COHEN AND STEERS REAL ESTATE SECURITIES - Z ON 03/28/2024 AT 16.44 FOR REINVESTMENT	151.679	2,493.61
06/05/2024	06/06/2024	PURCHASED 187.521 SHS COHEN AND STEERS REAL ESTATE SECURITIES - Z ON 06/05/2024 AT 16.41	187.521	3,077.22
06/28/2024	07/02/2024	PURCHASED 179.144 SHS COHEN AND STEERS REAL ESTATE SECURITIES - Z ON 06/28/2024 AT 16.51 FOR REINVESTMENT	179.144	2,957.66
<b>TOTAL</b>			2,002.23	31,929.59
PRUDENTIAL FUNDS GLOBAL REAL ESTATE CL Q				
07/14/2023	07/17/2023	PURCHASED 43.732 SHS PRUDENTIAL FUNDS GLOBAL REAL ESTATE CL Q ON 07/14/2023 AT 18.70 FOR REINVESTMENT	43.732	817.78
07/17/2023	07/18/2023	PURCHASED 203.046 SHS PRUDENTIAL FUNDS GLOBAL REAL ESTATE CL Q ON 07/17/2023 AT 18.65	203.046	3,786.80
10/20/2023	10/23/2023	PURCHASED 51.909 SHS PRUDENTIAL FUNDS GLOBAL REAL ESTATE CL Q ON 10/20/2023 AT 16.22 FOR REINVESTMENT	51.909	841.96
12/06/2023	12/07/2023	PURCHASED 256.62 SHS PRUDENTIAL FUNDS GLOBAL REAL ESTATE CL Q ON 12/06/2023 AT 18.09	256.62	4,642.26
12/15/2023	12/18/2023	PURCHASED 58.206 SHS PRUDENTIAL FUNDS GLOBAL REAL ESTATE CL Q ON 12/15/2023 AT 18.92 FOR REINVESTMENT	58.206	1,101.25
02/23/2024	02/26/2024	PURCHASED 86.664 SHS PRUDENTIAL FUNDS GLOBAL REAL ESTATE CL Q ON 02/23/2024 AT 18.68	86.664	1,618.89

# TRUST EB FORMAT

Statement Period 07/01/2023 through 06/30/2024  
Account Number 115150002130  
BENEFIT TRUST COMPANY  
AS TRUSTEE FOR  
CITY OF FOLSOM  
PUBLIC ENTITY INVESTMENT TRUST

## Schedule Of Purchases

TRADE DATE	SETTLMT DATE	DESCRIPTION	UNITS	AVG COST
04/19/2024	04/22/2024	PURCHASED 59.458 SHS PRUDENTIAL FUNDS GLOBAL REAL ESTATE CL Q ON 04/19/2024 AT 17.82 FOR REINVESTMENT	59.458	1,059.54
06/05/2024	06/06/2024	PURCHASED 123.921 SHS PRUDENTIAL FUNDS GLOBAL REAL ESTATE CL Q ON 06/05/2024 AT 18.94	123.921	2,347.06
TOTAL			883.556	16,215.54
TOTAL MUTUAL FUND - REAL ESTATE			2,885.786	48,145.13
TOTAL PURCHASES			556,124.755	7,453,428.81

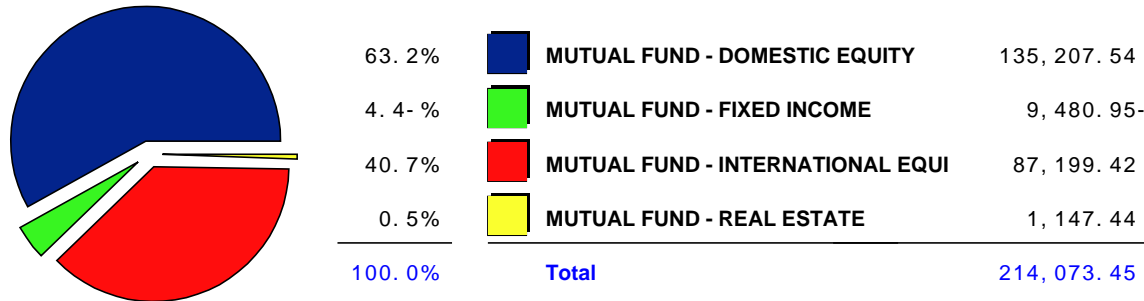
# TRUST EB FORMAT

Statement Period  
Account Number

07/01/2023 through 06/30/2024  
115150002130  
BENEFIT TRUST COMPANY  
AS TRUSTEE FOR  
CITY OF FOLSOM  
PUBLIC ENTITY INVESTMENT TRUST

## Schedule Of Sales

### Realized Gains & Losses Allocation



### Realized Gains & Losses Schedule

TRADE DATE	SETTLMT DATE	DESCRIPTION	PROCEEDS	MKT / COST BASIS	MKT / COST GAIN / LOSS
<b>MUTUAL FUND - FIXED INCOME</b>					
BLACKROCK TOTAL RETURN - K					
06/05/2024	06/06/2024	SOLD 105,533.243 SHS BLACKROCK TOTAL RETURN - K ON 06/05/2024 AT 9.84	1,038,447.11	1,050,639.06 1,198,183.45	12,191.95- 159,736.34-
06/07/2024	06/10/2024	SOLD .5 SHS BLACKROCK TOTAL RETURN - K ON 06/07/2024 AT 9.75	4.88	4.98 5.68	0.10- 0.80-
<b>TOTAL 105,533.743 SHS</b>			<b>1,038,451.99</b>	<b>1,050,644.04 1,198,189.13</b>	<b>12,192.05- 159,737.14-</b>

# TRUST EB FORMAT

Statement Period  
Account Number

07/01/2023 through 06/30/2024  
115150002130  
BENEFIT TRUST COMPANY  
AS TRUSTEE FOR  
CITY OF FOLSOM  
PUBLIC ENTITY INVESTMENT TRUST

## Schedule Of Sales

TRADE DATE	SETTLMT DATE	DESCRIPTION	PROCEEDS	MKT / COST BASIS	MKT / COST GAIN / LOSS
GUGGENHEIM INVESTMENTS FDS TR MACRO OPPTY R6					
12/06/2023	12/07/2023	SOLD 20,590.734 SHS GUGGENHEIM INVESTMENTS FDS TR MACRO OPPTY R6 ON 12/06/2023 AT 23.93	492,736.26	490,826.58 535,039.68	1,909.68 42,303.42-
12/19/2023	12/20/2023	SOLD .5 SHS GUGGENHEIM INVESTMENTS FDS TR MACRO OPPTY R6 ON 12/19/2023 AT 24.21	12.11	11.92 12.99	0.19 0.88-
<b>TOTAL 20,591.234 SHS</b>			492,748.37	490,838.50 535,052.67	1,909.87 42,304.30-
GUGGENHEIM INVESTMENTS INVESTMENT GRADE BOND FUND					
06/05/2024	06/06/2024	SOLD 64,579.32 SHS GUGGENHEIM INVESTMENTS INVESTMENT GRADE BOND FUND ON 06/05/2024 AT 16.09	1,039,081.26	1,044,505.37 1,172,016.69	5,424.11- 132,935.43-
06/07/2024	06/10/2024	SOLD .5 SHS GUGGENHEIM INVESTMENTS INVESTMENT GRADE BOND FUND ON 06/07/2024 AT 15.96	7.98	8.09 9.07	0.11- 1.09-
<b>TOTAL 64,579.82 SHS</b>			1,039,089.24	1,044,513.46 1,172,025.76	5,424.22- 132,936.52-
PRUDENTIAL GBL TOTL RTRN FD INC PGIM TTL R6					
12/06/2023	12/07/2023	SOLD 94,404.581 SHS PRUDENTIAL GBL TOTL RTRN FD INC PGIM TTL R6 ON 12/06/2023 AT 5.11	482,407.41	480,884.55 620,254.19	1,522.86 137,846.78-
12/19/2023	12/20/2023	SOLD .5 SHS PRUDENTIAL GBL TOTL RTRN FD INC PGIM TTL R6 ON 12/19/2023 AT 5.24	2.62	2.55 3.29	0.07 0.67-
<b>TOTAL 94,405.081 SHS</b>			482,410.03	480,887.10 620,257.48	1,522.93 137,847.45-

# TRUST EB FORMAT

Statement Period  
Account Number

07/01/2023 through 06/30/2024  
115150002130  
BENEFIT TRUST COMPANY  
AS TRUSTEE FOR  
CITY OF FOLSOM  
PUBLIC ENTITY INVESTMENT TRUST

## Schedule Of Sales

TRADE DATE	SETTLMT DATE	DESCRIPTION	PROCEEDS	MKT / COST BASIS	MKT / COST GAIN / LOSS
PRUDENTIAL FUNDS TOTAL RETURN BOND CL R6					
12/06/2023	12/07/2023	SOLD 567.814 SHS PRUDENTIAL FUNDS TOTAL RETURN BOND CL R6 ON 12/06/2023 AT 11.81	6,705.88	6,719.88 7,891.54	14.00- 1,185.66-
06/05/2024	06/06/2024	SOLD 87,502.273 SHS PRUDENTIAL FUNDS TOTAL RETURN BOND CL R6 ON 06/05/2024 AT 11.89	1,040,402.03	1,035,685.50 1,205,008.53	4,716.53 164,606.50-
06/07/2024	06/10/2024	SOLD .5 SHS PRUDENTIAL FUNDS TOTAL RETURN BOND CL R6 ON 06/07/2024 AT 11.81	5.91	5.92 6.89	0.01- 0.98-
<b>TOTAL 88,070.587 SHS</b>			1,047,113.82	1,042,411.30 1,212,906.96	4,702.52 165,793.14-
<b>TOTAL MUTUAL FUND - FIXED INCOME</b>			<b>4,099,813.45</b>	<b>4,109,294.40</b> <b>4,738,432.00</b>	<b>9,480.95-</b> <b>638,618.55-</b>
<b>MUTUAL FUND - DOMESTIC EQUITY</b>					
ALGER FUNDS SMALL CAP FOCUS Z					
12/06/2023	12/07/2023	SOLD 8,947.291 SHS ALGER FUNDS SMALL CAP FOCUS Z ON 12/06/2023 AT 16.76	149,956.60	156,304.28 151,552.82	6,347.68- 1,596.22-
02/23/2024	02/26/2024	SOLD 708.38 SHS ALGER FUNDS SMALL CAP FOCUS Z ON 02/23/2024 AT 19.06	13,501.73	12,375.01 11,998.83	1,126.72 1,502.90
<b>TOTAL 9,655.671 SHS</b>			163,458.33	168,679.29 163,551.65	5,220.96- 93.32-
ALGER FUNDS FOCUS EQUITY FUND CL Y					
12/06/2023	12/07/2023	SOLD 10,407.527 SHS ALGER FUNDS FOCUS EQUITY FUND CL Y ON 12/06/2023 AT 51.55	536,508.02	513,750.52 431,980.88	22,757.50 104,527.14

# TRUST EB FORMAT

Statement Period  
Account Number

07/01/2023 through 06/30/2024  
115150002130  
BENEFIT TRUST COMPANY  
AS TRUSTEE FOR  
CITY OF FOLSOM  
PUBLIC ENTITY INVESTMENT TRUST

## Schedule Of Sales

TRADE DATE	SETTLMT DATE	DESCRIPTION	PROCEEDS	MKT / COST BASIS	MKT / COST GAIN / LOSS
12/15/2023	12/18/2023	SOLD .001 SHS ALGER FUNDS FOCUS EQUITY FUND CL Y ON 12/15/2023 AT 53.51	0.05	0.05 0.04	0.01
12/19/2023	12/20/2023	SOLD .5 SHS ALGER FUNDS FOCUS EQUITY FUND CL Y ON 12/19/2023 AT 54.23	27.12	24.66 20.74	2.46 6.38
<b>TOTAL 10,408.028 SHS</b>			536,535.19	513,775.23 432,001.66	22,759.96 104,533.53
COLUMBIA CONTRARIAN CORE					
02/23/2024	02/26/2024	SOLD 1,800.595 SHS COLUMBIA CONTRARIAN CORE ON 02/23/2024 AT 34.80	62,660.71	55,061.95 51,039.97	7,598.76 11,620.74
06/05/2024	06/06/2024	SOLD 461.424 SHS COLUMBIA CONTRARIAN CORE ON 06/05/2024 AT 36.98	17,063.46	14,110.28 13,079.60	2,953.18 3,983.86
<b>TOTAL 2,262.019 SHS</b>			79,724.17	69,172.23 64,119.57	10,551.94 15,604.60
CLEARBRIDGE SELECT - IS					
12/06/2023	12/07/2023	SOLD 7,507.835 SHS CLEARBRIDGE SELECT - IS ON 12/06/2023 AT 43.96	330,044.43	328,446.84 308,466.61	1,597.59 21,577.82
12/19/2023	12/20/2023	SOLD .5 SHS CLEARBRIDGE SELECT - IS ON 12/19/2023 AT 46.58	23.29	21.87 20.54	1.42 2.75
<b>TOTAL 7,508.335 SHS</b>			330,067.72	328,468.71 308,487.15	1,599.01 21,580.57
PRUDENTIAL JENNISON GLOBAL OPPS Q					
12/06/2023	12/07/2023	SOLD 115.105 SHS PRUDENTIAL JENNISON GLOBAL OPPS Q ON 12/06/2023 AT 38.00	4,373.98	4,234.70 3,611.63	139.28 762.35

# TRUST EB FORMAT

Statement Period  
Account Number

07/01/2023 through 06/30/2024  
115150002130  
BENEFIT TRUST COMPANY  
AS TRUSTEE FOR  
CITY OF FOLSOM  
PUBLIC ENTITY INVESTMENT TRUST

## Schedule Of Sales

TRADE DATE	SETTLMT DATE	DESCRIPTION	PROCEEDS	MKT / COST BASIS	MKT / COST GAIN / LOSS
02/23/2024	02/26/2024	SOLD 807.268 SHS PRUDENTIAL JENNISON GLOBAL OPPS Q ON 02/23/2024 AT 44.81	36,173.67	29,701.77 25,341.82	6,471.90 10,831.85
06/05/2024	06/06/2024	SOLD 6,767.449 SHS PRUDENTIAL JENNISON GLOBAL OPPS Q ON 06/05/2024 AT 46.89	317,325.68	248,994.38 212,444.27	68,331.30 104,881.41
06/07/2024	06/10/2024	SOLD .5 SHS PRUDENTIAL JENNISON GLOBAL OPPS Q ON 06/07/2024 AT 46.72	23.36	18.40 15.70	4.96 7.66
<b>TOTAL 7,690.322 SHS</b>			357,896.69	282,949.25 241,413.42	74,947.44 116,483.27
SSGA S&P INDEX FUND CL K					
02/23/2024	02/26/2024	SOLD 173.627 SHS SSGA S&P INDEX FUND CL K ON 02/23/2024 AT 381.39	66,219.74	60,104.93 60,104.93	6,114.81 6,114.81
06/05/2024	06/06/2024	SOLD 30.061 SHS SSGA S&P INDEX FUND CL K ON 06/05/2024 AT 402.84	12,109.96	10,406.30 10,406.30	1,703.66 1,703.66
<b>TOTAL 203.688 SHS</b>			78,329.70	70,511.23 70,511.23	7,818.47 7,818.47
THORNBURG INVESTMENT INCOME BUILDER R6					
06/05/2024	06/06/2024	SOLD 4,346.177 SHS THORNBURG INVESTMENT INCOME BUILDER R6 ON 06/05/2024 AT 25.68	111,609.82	99,577.69 96,367.13	12,032.13 15,242.69
<b>TOTAL 4,346.177 SHS</b>			111,609.82	99,577.69 96,367.13	12,032.13 15,242.69



# TRUST EB FORMAT

Statement Period  
Account Number

07/01/2023 through 06/30/2024  
115150002130  
BENEFIT TRUST COMPANY  
AS TRUSTEE FOR  
CITY OF FOLSOM  
PUBLIC ENTITY INVESTMENT TRUST

## Schedule Of Sales

TRADE DATE	SETTLMT DATE	DESCRIPTION	PROCEEDS	MKT / COST BASIS	MKT / COST GAIN / LOSS
		UNDISCOVERED MANAGERS BEHAVIORAL VALUE R6			
12/06/2023	12/07/2023	SOLD 2,220.554 SHS UNDISCOVERED MANAGERS BEHAVIORAL VALUE R6 ON 12/06/2023 AT 80.82	179,465.19	168,873.13 149,901.59	10,592.06 29,563.60
02/23/2024	02/26/2024	SOLD 38.512 SHS UNDISCOVERED MANAGERS BEHAVIORAL VALUE R6 ON 02/23/2024 AT 79.61	3,065.92	2,938.43 2,635.54	127.49 430.38
<b>TOTAL 2,259.066 SHS</b>			182,531.11	171,811.56 152,537.13	10,719.55 29,993.98
<b>TOTAL MUTUAL FUND - DOMESTIC EQUITY</b>			<b>1,840,152.73</b>	<b>1,704,945.19</b> <b>1,528,988.94</b>	<b>135,207.54</b> <b>311,163.79</b>
<b>MUTUAL FUND - INTERNATIONAL EQUITY</b>					
		GOLDMAN SACHS TR II GQG PARTNRS R6			
02/23/2024	02/26/2024	SOLD 1,627.539 SHS GOLDMAN SACHS TR II GQG PARTNRS R6 ON 02/23/2024 AT 21.76	35,415.25	30,067.35 26,731.79	5,347.90 8,683.46
06/05/2024	06/06/2024	SOLD 16,340.438 SHS GOLDMAN SACHS TR II GQG PARTNRS R6 ON 06/05/2024 AT 23.31	380,895.61	301,875.16 268,386.25	79,020.45 112,509.36
06/07/2024	06/10/2024	SOLD .5 SHS GOLDMAN SACHS TR II GQG PARTNRS R6 ON 06/07/2024 AT 23.30	11.65	9.24 8.21	2.41 3.44
<b>TOTAL 17,968.477 SHS</b>			416,322.51	331,951.75 295,126.25	84,370.76 121,196.26
<b>HARTFORD INTERNATIONAL VALUE - Y</b>					
12/06/2023	12/07/2023	SOLD 63.872 SHS HARTFORD INTERNATIONAL VALUE - Y ON 12/06/2023 AT 17.85	1,140.11	1,099.33 973.70	40.78 166.41

# TRUST EB FORMAT

Statement Period  
Account Number

07/01/2023 through 06/30/2024  
115150002130  
BENEFIT TRUST COMPANY  
AS TRUSTEE FOR  
CITY OF FOLSOM  
PUBLIC ENTITY INVESTMENT TRUST

## Schedule Of Sales

TRADE DATE	SETTLMT DATE	DESCRIPTION	PROCEEDS	MKT / COST BASIS	MKT / COST GAIN / LOSS
06/05/2024	06/06/2024	SOLD 585.439 SHS HARTFORD INTERNATIONAL VALUE - Y ON 06/05/2024 AT 19.35	11,328.25	10,094.33 8,982.30	1,233.92 2,345.95
<b>TOTAL 649.311 SHS</b>			12,468.36	11,193.66 9,956.00	1,274.70 2,512.36
AMERICAN FUNDS NEW PERSPECTIVE F2					
02/23/2024	02/26/2024	SOLD 326.725 SHS AMERICAN FUNDS NEW PERSPECTIVE F2 ON 02/23/2024 AT 58.86	19,231.03	18,038.10 15,634.96	1,192.93 3,596.07
06/05/2024	06/06/2024	SOLD 9.233 SHS AMERICAN FUNDS NEW PERSPECTIVE F2 ON 06/05/2024 AT 61.87	571.26	509.74 441.83	61.52 129.43
<b>TOTAL 335.958 SHS</b>			19,802.29	18,547.84 16,076.79	1,254.45 3,725.50
AMERICAN FUNDS NEW WORLD F2					
02/23/2024	02/26/2024	SOLD 85.515 SHS AMERICAN FUNDS NEW WORLD F2 ON 02/23/2024 AT 77.04	6,588.10	6,288.59 5,931.08	299.51 657.02
<b>TOTAL 85.515 SHS</b>			6,588.10	6,288.59 5,931.08	299.51 657.02
<b>TOTAL MUTUAL FUND - INTERNATIONAL EQUITY</b>			<b>455,181.26</b>	<b>367,981.84 327,090.12</b>	<b>87,199.42 128,091.14</b>
MUTUAL FUND - REAL ESTATE					
COHEN AND STEERS REAL ESTATE SECURITIES - Z					
12/06/2023	12/07/2023	SOLD 11,617.291 SHS COHEN AND STEERS REAL ESTATE SECURITIES - Z ON 12/06/2023 AT 15.89	184,598.75	183,451.31 193,765.15	1,147.44 9,166.40-
<b>TOTAL 11,617.291 SHS</b>			184,598.75	183,451.31 193,765.15	1,147.44 9,166.40-

# TRUST EB FORMAT

Statement Period 07/01/2023 through 06/30/2024  
Account Number 115150002130  
BENEFIT TRUST COMPANY  
AS TRUSTEE FOR  
CITY OF FOLSOM  
PUBLIC ENTITY INVESTMENT TRUST

## Schedule Of Sales

---

TRADE DATE	SETTLMT DATE	DESCRIPTION	PROCEEDS	MKT / COST BASIS	MKT / COST GAIN / LOSS
		TOTAL MUTUAL FUND - REAL ESTATE	184,598.75	183,451.31 193,765.15	1,147.44 9,166.40-
		TOTAL SALES	6,579,746.19	6,365,672.74 6,788,276.21	214,073.45 208,530.02-

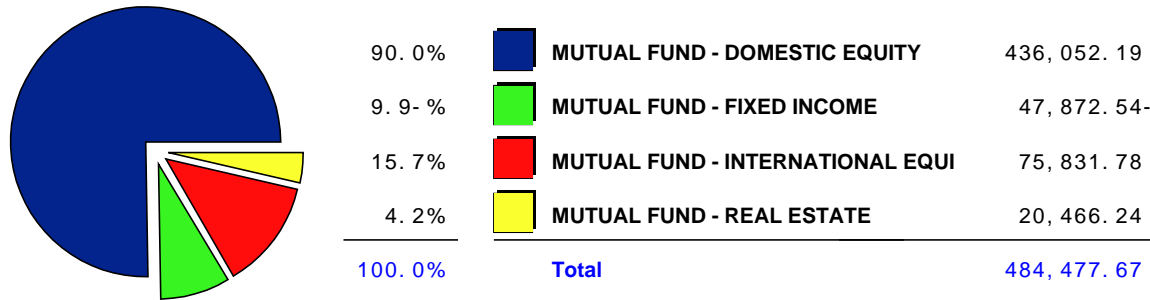
# TRUST EB FORMAT

Statement Period  
Account Number

07/01/2023 through 06/30/2024  
115150002130  
BENEFIT TRUST COMPANY  
AS TRUSTEE FOR  
CITY OF FOLSOM  
PUBLIC ENTITY INVESTMENT TRUST

## Schedule Of Unrealized Gains & Losses

### Unrealized Gains & Losses Allocation



### Unrealized Gains & Losses Schedule

DESCRIPTION	UNITS	BEGINNING MKT / COST	ENDING MKT VALUE	GA I N / LOSS MKT / COST
<b>MUTUAL FUND - FIXED INCOME</b>				
COMMUNITY CAPITAL MANAGEMENT IMPACT BOND FUND INST	84,757.814	787,593.13 787,593.13	788,247.67	654.54 654.54
NORTHERN FUNDS BOND INDEX	144,545.671	1,316,690.09 1,316,690.09	1,309,583.78	7,106.31 - 7,106.31 -
TARGET PORTFOLIO TRUST TR PIGM CORE BD R6	121,882.443	1,053,046.06 1,053,046.06	1,046,970.19	6,075.87 - 6,075.87 -

# TRUST EB FORMAT

Statement Period  
Account Number

07/01/2023 through 06/30/2024  
115150002130  
BENEFIT TRUST COMPANY  
AS TRUSTEE FOR  
CITY OF FOLSOM  
PUBLIC ENTITY INVESTMENT TRUST

## Schedule Of Unrealized Gains & Losses

DESCRIPTION	UNITS	BEGINNING MKT / COST	ENDING MKT VALUE	GA I N / LOSS MKT / COST
WELLS FARGO TR CORE BOND R6	95,916.193	1,053,142.05 1,053,142.05	1,047,404.83	5,737.22 - 5,737.22 -
WESTERN ASSET CORE PLUS BOND IS	114,148.358	1,077,489.61 1,272,804.18	1,047,881.93	29,607.68 - 224,922.25 -
<b>TOTAL MUTUAL FUND - FIXED INCOME</b>		<b>5,287,960.94</b> <b>5,483,275.51</b>	<b>5,240,088.40</b>	<b>47,872.54 -</b> <b>243,187.11 -</b>
<b>MUTUAL FUND - DOMESTIC EQUITY</b>				
ALGER FUNDS SMALL CAP FOCUS Z	11,370.731	199,732.08 194,065.13	208,084.38	8,352.30 14,019.25
COLUMBIA CONTRARIAN CORE	25,879.86	791,402.66 733,594.90	973,341.53	181,938.87 239,746.63
SSGA S&P INDEX FUND CL K	2,637.53	913,040.87 913,040.87	1,084,684.21	171,643.34 171,643.34
SSGA INSTL INVT TR GBL ALCP EQ K	7,011.659	761,185.75 761,185.75	751,088.91	10,096.84 - 10,096.84 -
THORNBURG INVESTMENT INCOME BUILDER R6	28,121.874	645,236.09 624,711.32	716,545.35	71,309.26 91,834.03
UNDISCOVERED MANAGERS BEHAVIORAL VALUE R6	2,556.071	195,056.68 174,993.74	207,961.94	12,905.26 32,968.20
<b>TOTAL MUTUAL FUND - DOMESTIC EQUITY</b>		<b>3,505,654.13</b> <b>3,401,591.71</b>	<b>3,941,706.32</b>	<b>436,052.19</b> <b>540,114.61</b>
<b>MUTUAL FUND - INTERNATIONAL EQUITY</b>				
HARTFORD INTERNATIONAL VALUE - Y	16,327.682	281,663.51 250,793.94	305,164.38	23,500.87 54,370.44
AMERICAN FUNDS NEW PERSPECTIVE F2	5,171.274	285,499.90 247,463.94	321,032.69	35,532.79 73,568.75

# TRUST EB FORMAT

Statement Period  
Account Number

07/01/2023 through 06/30/2024  
115150002130  
BENEFIT TRUST COMPANY  
AS TRUSTEE FOR  
CITY OF FOLSOM  
PUBLIC ENTITY INVESTMENT TRUST

## Schedule Of Unrealized Gains & Losses

DESCRIPTION	UNITS	BEGINNING MKT / COST	ENDING MKT VALUE	GAIN / LOSS MKT / COST
AMERICAN FUNDS NEW WORLD F2	2,661.565	195,914.15 184,904.86	212,712.27	16,798.12 27,807.41
<b>TOTAL MUTUAL FUND - INTERNATIONAL EQUITY</b>		<b>763,077.56 683,162.74</b>	<b>838,909.34</b>	<b>75,831.78 155,746.60</b>
<b>MUTUAL FUND - REAL ESTATE</b>				
COHEN AND STEERS REAL ESTATE SECURITIES - Z	22,585.675	357,249.91 375,971.88	372,889.49	15,639.58 3,082.39-
PRUDENTIAL FUNDS GLOBAL REAL ESTATE CL Q	8,328.027	151,407.13 184,118.30	156,233.79	4,826.66 27,884.51-
<b>TOTAL MUTUAL FUND - REAL ESTATE</b>		<b>508,657.04 560,090.18</b>	<b>529,123.28</b>	<b>20,466.24 30,966.90-</b>
<b>TOTAL UNREALIZED GAINS &amp; LOSSES</b>		<b>10,065,349.67 10,128,120.14</b>	<b>10,549,827.34</b>	<b>484,477.67 421,707.20</b>

# TRUST EB FORMAT

Statement Period  
Account Number

07/01/2023 through 06/30/2024  
115150002130  
BENEFIT TRUST COMPANY  
AS TRUSTEE FOR  
CITY OF FOLSOM  
PUBLIC ENTITY INVESTMENT TRUST

## Schedule Of Reportable Transactions

PLAN NUMBER:

EIN NUMBER: 94-6000334

DESCRIPTION	PURCH/SELL PRICE EXPENSE INCURRED	COST OF ASSET	VALUE OF ASSET ON TXN DATE	NET GAIN OR LOSS
<b>BEGINNING MARKET VALUE:</b>	<b>8,977,593.60</b>			
<b>SECURITY TRANSACTIONS EXCEEDING 5%:</b>				
<b>MUTUAL FUND - FIXED INCOME</b>				
BLACKROCK TOTAL RETURN - K				
PURCHASED 8,529.835 SHS ON 07/17/2023 AT 9.99	85,213.05	85,213.05	85,298.35	
PURCHASED 333.687 SHS ON 07/31/2023 AT 9.93 FOR REINVESTMENT	3,313.51	3,313.51	3,293.49	
PURCHASED 357.87 SHS ON 08/31/2023 AT 9.81 FOR REINVESTMENT	3,510.70	3,510.70	3,492.81	
PURCHASED 361.119 SHS ON 09/29/2023 AT 9.50 FOR REINVESTMENT	3,430.63	3,430.63	3,405.35	
PURCHASED 368.939 SHS ON 10/31/2023 AT 9.29 FOR REINVESTMENT	3,427.44	3,427.44	3,464.34	
PURCHASED 363.835 SHS ON 11/30/2023 AT 9.70 FOR REINVESTMENT	3,529.20	3,529.20	3,561.94	
PURCHASED 603.131 SHS ON 12/06/2023 AT 9.85	5,940.84	5,940.84	5,928.78	
PURCHASED 364.709 SHS ON 12/29/2023 AT 10.03 FOR REINVESTMENT	3,658.03	3,658.03	3,643.44	
PURCHASED 365.819 SHS ON 01/31/2024 AT 9.99 FOR REINVESTMENT	3,654.53	3,654.53	3,676.48	
PURCHASED 4,684.499 SHS ON 02/23/2024 AT 9.82	46,001.78	46,001.78	45,954.94	

# TRUST EB FORMAT

<b>Statement Period</b> <b>Account Number</b>	07/01/2023 through 06/30/2024 115150002130 <b>BENEFIT TRUST COMPANY</b> <b>AS TRUSTEE FOR</b> <b>CITY OF FOLSOM</b> <b>PUBLIC ENTITY INVESTMENT TRUST</b>
--	--

## Schedule Of Reportable Transactions

PLAN NUMBER :

EIN NUMBER : 94-6000334

DESCRIPTION	PURCH/SELL PRICE EXPENSE INCURRED	COST OF ASSET	VALUE OF ASSET ON TXN DATE	NET GAIN OR LOSS
PURCHASED 368.601 SHS ON 02/29/2024 AT 9.82 FOR REINVESTMENT	3,619.66	3,619.66	3,634.41	
PURCHASED 414.47 SHS ON 03/28/2024 AT 9.88 FOR REINVESTMENT	4,094.96	4,094.96	4,070.10	
PURCHASED 439.933 SHS ON 04/30/2024 AT 9.60 FOR REINVESTMENT	4,223.36	4,223.36	4,240.95	
PURCHASED 447.034 SHS ON 05/31/2024 AT 9.73 FOR REINVESTMENT	4,349.64	4,349.64	4,371.99	
SOLD 105,533.243 SHS ON 06/05/2024 AT 9.84	1,038,447.11	1,198,183.45	1,038,447.11	159,736.34-
SOLD .5 SHS ON 06/07/2024 AT 9.75	4.88	5.68	4.87	0.80-
<b>TOTAL</b>	1,216,419.32	1,376,156.46	1,216,489.35	159,737.14-
COMMUNITY CAPITAL MANAGEMENT IMPACT BOND FUND INST				
PURCHASED 52,093.077 SHS ON 12/06/2023 AT 9.27	482,902.82	482,902.82	482,902.82	
PURCHASED 23.43 SHS ON 12/26/2023 AT 9.44	221.18	221.18	222.35	
PURCHASED 131.672 SHS ON 12/28/2023 AT 9.44 FOR REINVESTMENT	1,242.98	1,242.98	1,241.67	
PURCHASED 126.393 SHS ON 01/31/2024 AT 9.43 FOR REINVESTMENT	1,191.89	1,191.89	1,195.68	
PURCHASED 2,411.071 SHS ON 02/23/2024 AT 9.31	22,447.07	22,447.07	22,422.96	



# TRUST EB FORMAT

<b>Statement Period</b> <b>Account Number</b>	07/01/2023 through 06/30/2024 115150002130 <b>BENEFIT TRUST COMPANY</b> <b>AS TRUSTEE FOR</b> <b>CITY OF FOLSOM</b> <b>PUBLIC ENTITY INVESTMENT TRUST</b>
--	--

## Schedule Of Reportable Transactions

PLAN NUMBER :

EIN NUMBER : 94-6000334

DESCRIPTION	PURCH/SELL PRICE EXPENSE INCURRED	COST OF ASSET	VALUE OF ASSET ON TXN DATE	NET GAIN OR LOSS
PURCHASED 160.958 SHS ON 02/29/2024 AT 9.30 FOR REINVESTMENT	1,496.91	1,496.91	1,500.13	
PURCHASED 152.451 SHS ON 03/27/2024 AT 9.35 FOR REINVESTMENT	1,425.42	1,425.42	1,423.89	
PURCHASED 155.41 SHS ON 04/30/2024 AT 9.14 FOR REINVESTMENT	1,420.45	1,420.45	1,425.11	
PURCHASED 162.576 SHS ON 05/31/2024 AT 9.24 FOR REINVESTMENT	1,502.20	1,502.20	1,508.71	
PURCHASED 29,099.776 SHS ON 06/05/2024 AT 9.33	271,500.91	271,500.91	271,500.91	
PURCHASED 241 SHS ON 06/28/2024 AT 9.30 FOR REINVESTMENT	2,241.30	2,241.30	2,229.25	
<b>TOTAL</b>	<b>787,593.13</b>	<b>787,593.13</b>	<b>787,573.48</b>	
GUGGENHEIM INVESTMENTS FDS TR MACRO OPPTY R6				
PURCHASED 1,516.821 SHS ON 07/17/2023 AT 23.97	36,358.19	36,358.19	36,418.87	
PURCHASED 87.92 SHS ON 07/31/2023 AT 24.01 FOR REINVESTMENT	2,110.95	2,110.95	2,106.56	
PURCHASED 98.319 SHS ON 08/31/2023 AT 23.97 FOR REINVESTMENT	2,356.70	2,356.70	2,354.74	
PURCHASED 123.861 SHS ON 09/29/2023 AT 23.69 FOR REINVESTMENT	2,934.26	2,934.26	2,924.36	
PURCHASED 150.851 SHS ON 10/31/2023 AT 23.35 FOR REINVESTMENT	3,522.36	3,522.36	3,532.93	

# TRUST EB FORMAT

Statement Period  
Account Number

07/01/2023 through 06/30/2024  
115150002130  
BENEFIT TRUST COMPANY  
AS TRUSTEE FOR  
CITY OF FOLSOM  
PUBLIC ENTITY INVESTMENT TRUST

## Schedule Of Reportable Transactions

PLAN NUMBER :

EIN NUMBER : 94-6000334

DESCRIPTION	PURCH/SELL PRICE EXPENSE INCURRED	COST OF ASSET	VALUE OF ASSET ON TXN DATE	NET GAIN OR LOSS
PURCHASED 138.719 SHS ON 11/30/2023 AT 23.81 FOR REINVESTMENT	3,302.91	3,302.91	3,314.00	
SOLD 20,590.734 SHS ON 12/06/2023 AT 23.93	492,736.26	535,039.68	493,148.08	42,303.42-
SOLD .5 SHS ON 12/19/2023 AT 24.21	12.11	12.99	12.13	0.88-
<b>TOTAL</b>	<b>543,333.74</b>	<b>585,638.04</b>	<b>543,811.67</b>	<b>42,304.30-</b>
GUGGENHEIM INVESTMENTS INVESTMENT GRADE BOND FUND				
PURCHASED 5,148.165 SHS ON 07/17/2023 AT 16.21	83,451.76	83,451.76	83,554.72	
PURCHASED 185.762 SHS ON 07/31/2023 AT 16.14 FOR REINVESTMENT	2,998.20	2,998.20	2,979.62	
PURCHASED 215.574 SHS ON 08/31/2023 AT 15.99 FOR REINVESTMENT	3,447.03	3,447.03	3,429.78	
PURCHASED 235.766 SHS ON 09/29/2023 AT 15.53 FOR REINVESTMENT	3,661.44	3,661.44	3,637.87	
PURCHASED 258.857 SHS ON 10/31/2023 AT 15.21 FOR REINVESTMENT	3,937.21	3,937.21	3,968.28	
PURCHASED 263.643 SHS ON 11/30/2023 AT 15.81 FOR REINVESTMENT	4,168.20	4,168.20	4,202.47	
PURCHASED 23.328 SHS ON 12/06/2023 AT 16.05	374.42	374.42	374.18	
PURCHASED 246.286 SHS ON 12/29/2023 AT 16.35 FOR REINVESTMENT	4,026.78	4,026.78	4,012.00	

# TRUST EB FORMAT

Statement Period  
Account Number

07/01/2023 through 06/30/2024  
115150002130  
BENEFIT TRUST COMPANY  
AS TRUSTEE FOR  
CITY OF FOLSOM  
PUBLIC ENTITY INVESTMENT TRUST

## Schedule Of Reportable Transactions

PLAN NUMBER :

EIN NUMBER : 94-6000334

DESCRIPTION	PURCH/SELL PRICE EXPENSE INCURRED	COST OF ASSET	VALUE OF ASSET ON TXN DATE	NET GAIN OR LOSS
PURCHASED 217.56 SHS ON 01/31/2024 AT 16.32 FOR REINVESTMENT	3,550.58	3,550.58	3,567.98	
PURCHASED 2,763.144 SHS ON 02/23/2024 AT 16.05	44,348.46	44,348.46	44,265.57	
PURCHASED 213.654 SHS ON 02/29/2024 AT 16.06 FOR REINVESTMENT	3,431.28	3,431.28	3,444.10	
PURCHASED 234.612 SHS ON 03/28/2024 AT 16.15 FOR REINVESTMENT	3,788.99	3,788.99	3,763.18	
PURCHASED 251.488 SHS ON 04/30/2024 AT 15.68 FOR REINVESTMENT	3,943.33	3,943.33	3,955.91	
PURCHASED 290.296 SHS ON 05/31/2024 AT 15.89 FOR REINVESTMENT	4,612.80	4,612.80	4,638.93	
SOLD 64,579.32 SHS ON 06/05/2024 AT 16.09	1,039,081.26	1,172,016.69	1,039,081.26	132,935.43-
SOLD .5 SHS ON 06/07/2024 AT 15.96	7.98	9.07	7.96	1.09-
<b>TOTAL</b>	<b>1,208,829.72</b>	<b>1,341,766.24</b>	<b>1,208,883.81</b>	<b>132,936.52-</b>
NORTHERN FUNDS BOND INDEX				
PURCHASED 53,007.993 SHS ON 12/06/2023 AT 9.11	482,902.82	482,902.82	482,372.74	
PURCHASED 75.744 SHS ON 12/21/2023 AT 9.27 FOR REINVESTMENT	702.15	702.15	701.39	
PURCHASED 179.979 SHS ON 01/25/2024 AT 9.16 FOR REINVESTMENT	1,648.61	1,648.61	1,646.81	

# TRUST EB FORMAT

Statement Period  
Account Number

07/01/2023 through 06/30/2024  
115150002130  
BENEFIT TRUST COMPANY  
AS TRUSTEE FOR  
CITY OF FOLSOM  
PUBLIC ENTITY INVESTMENT TRUST

## Schedule Of Reportable Transactions

PLAN NUMBER :

EIN NUMBER : 94-6000334

DESCRIPTION	PURCH/SELL PRICE EXPENSE INCURRED	COST OF ASSET	VALUE OF ASSET ON TXN DATE	NET GAIN OR LOSS
PURCHASED 2,912.607 SHS ON 02/23/2024 AT 9.08	26,446.47	26,446.47	26,417.35	
PURCHASED 171.734 SHS ON 02/26/2024 AT 9.07 FOR REINVESTMENT	1,557.63	1,557.63	1,554.19	
PURCHASED 157.547 SHS ON 03/25/2024 AT 9.11 FOR REINVESTMENT	1,435.25	1,435.25	1,436.83	
PURCHASED 174.173 SHS ON 04/24/2024 AT 8.90 FOR REINVESTMENT	1,550.14	1,550.14	1,544.91	
PURCHASED 168.053 SHS ON 05/23/2024 AT 9.00 FOR REINVESTMENT	1,512.48	1,512.48	1,514.16	
PURCHASED 87,337.26 SHS ON 06/05/2024 AT 9.11	795,642.44	795,642.44	795,642.44	
PURCHASED 360.581 SHS ON 06/24/2024 AT 9.13 FOR REINVESTMENT	3,292.10	3,292.10	3,292.10	
<b>TOTAL</b>	<b>1,316,690.09</b>	<b>1,316,690.09</b>	<b>1,316,122.92</b>	
PRUDENTIAL GBL TOTL RTRN FD INC PGIM TTL R6				
PURCHASED 5,893.234 SHS ON 07/17/2023 AT 5.18	30,526.95	30,526.95	30,526.95	
PURCHASED 305.432 SHS ON 07/31/2023 AT 5.14 FOR REINVESTMENT	1,569.92	1,569.92	1,560.76	
PURCHASED 363.872 SHS ON 08/31/2023 AT 5.06 FOR REINVESTMENT	1,841.19	1,841.19	1,833.91	
PURCHASED 328.28 SHS ON 09/29/2023 AT 4.90 FOR REINVESTMENT	1,608.57	1,608.57	1,595.44	

# TRUST EB FORMAT

<b>Statement Period</b> <b>Account Number</b>	07/01/2023 through 06/30/2024 115150002130 <b>BENEFIT TRUST COMPANY</b> <b>AS TRUSTEE FOR</b> <b>CITY OF FOLSOM</b> <b>PUBLIC ENTITY INVESTMENT TRUST</b>
--	--

## Schedule Of Reportable Transactions

PLAN NUMBER :

EIN NUMBER : 94-6000334

DESCRIPTION	PURCH/SELL PRICE EXPENSE INCURRED	COST OF ASSET	VALUE OF ASSET ON TXN DATE	NET GAIN OR LOSS
PURCHASED 359.471 SHS ON 10/31/2023 AT 4.82 FOR REINVESTMENT	1,732.65	1,732.65	1,739.84	
PURCHASED 335.53 SHS ON 11/30/2023 AT 5.06 FOR REINVESTMENT	1,697.78	1,697.78	1,711.20	
SOLD 94,404.581 SHS ON 12/06/2023 AT 5.11	482,407.41	620,254.19	484,295.50	137,846.78-
SOLD .5 SHS ON 12/19/2023 AT 5.24	2.62	3.29	2.63	0.67-
<b>TOTAL</b>	521,387.09	659,234.54	523,266.23	137,847.45-
PRUDENTIAL FUNDS TOTAL RETURN BOND CL R6				
PURCHASED 6,829.664 SHS ON 07/17/2023 AT 11.85	80,931.52	80,931.52	80,999.82	
PURCHASED 321.054 SHS ON 07/31/2023 AT 11.83 FOR REINVESTMENT	3,798.07	3,798.07	3,775.60	
PURCHASED 344.863 SHS ON 08/31/2023 AT 11.72 FOR REINVESTMENT	4,041.80	4,041.80	4,024.55	
PURCHASED 326.075 SHS ON 09/29/2023 AT 11.40 FOR REINVESTMENT	3,717.25	3,717.25	3,691.17	
PURCHASED 367.74 SHS ON 10/31/2023 AT 11.16 FOR REINVESTMENT	4,103.98	4,103.98	4,137.08	
PURCHASED 358.122 SHS ON 11/30/2023 AT 11.64 FOR REINVESTMENT	4,168.54	4,168.54	4,200.77	
SOLD 567.814 SHS ON 12/06/2023 AT 11.81	6,705.88	7,891.54	6,700.21	1,185.66-

# TRUST EB FORMAT

Statement Period  
Account Number

07/01/2023 through 06/30/2024  
115150002130  
BENEFIT TRUST COMPANY  
AS TRUSTEE FOR  
CITY OF FOLSOM  
PUBLIC ENTITY INVESTMENT TRUST

## Schedule Of Reportable Transactions

PLAN NUMBER :

EIN NUMBER : 94-6000334

DESCRIPTION	PURCH/SELL PRICE EXPENSE INCURRED	COST OF ASSET	VALUE OF ASSET ON TXN DATE	NET GAIN OR LOSS
PURCHASED 333.327 SHS ON 12/29/2023 AT 12.06 FOR REINVESTMENT	4,019.92	4,019.92	4,003.26	
PURCHASED 340.986 SHS ON 01/31/2024 AT 12.04 FOR REINVESTMENT	4,105.47	4,105.47	4,125.93	
PURCHASED 3,366.403 SHS ON 02/23/2024 AT 11.85	39,891.87	39,891.87	39,824.55	
PURCHASED 325.119 SHS ON 02/29/2024 AT 11.85 FOR REINVESTMENT	3,852.66	3,852.66	3,865.66	
PURCHASED 362.489 SHS ON 03/28/2024 AT 11.93 FOR REINVESTMENT	4,324.49	4,324.49	4,291.87	
PURCHASED 354.879 SHS ON 04/30/2024 AT 11.60 FOR REINVESTMENT	4,116.60	4,116.60	4,134.34	
PURCHASED 361.085 SHS ON 05/31/2024 AT 11.76 FOR REINVESTMENT	4,246.36	4,246.36	4,268.02	
SOLD 87,502.273 SHS ON 06/05/2024 AT 11.89	1,040,402.03	1,205,008.53	1,041,277.05	164,606.50-
SOLD .5 SHS ON 06/07/2024 AT 11.81	5.91	6.89	5.90	0.98-
<b>TOTAL</b>	<b>1,212,432.35</b>	<b>1,378,225.49</b>	<b>1,213,325.78</b>	<b>165,793.14-</b>
TARGET PORTFOLIO TRUST TR PIGM CORE BD R6				
PURCHASED 121,517.52 SHS ON 06/05/2024 AT 8.64	1,049,911.37	1,049,911.37	1,058,417.60	
PURCHASED 364.923 SHS ON 06/28/2024 AT 8.59 FOR REINVESTMENT	3,134.69	3,134.69	3,178.48	

# TRUST EB FORMAT

Statement Period 07/01/2023 through 06/30/2024  
 Account Number 115150002130  
 BENEFIT TRUST COMPANY  
 AS TRUSTEE FOR  
 CITY OF FOLSOM  
 PUBLIC ENTITY INVESTMENT TRUST

## Schedule Of Reportable Transactions

PLAN NUMBER :

EIN NUMBER : 94-6000334

DESCRIPTION	PURCH/SELL PRICE EXPENSE INCURRED	COST OF ASSET	VALUE OF ASSET ON TXN DATE	NET GAIN OR LOSS
<b>TOTAL</b>	1,053,046.06	1,053,046.06	1,061,596.08	
WELLS FARGO TR CORE BOND R6				
PURCHASED 95,620.343 SHS ON 06/05/2024 AT 10.98	1,049,911.37	1,049,911.37	1,058,517.20	
PURCHASED 295.85 SHS ON 06/28/2024 AT 10.92 FOR REINVESTMENT	3,230.68	3,230.68	3,275.06	
<b>TOTAL</b>	1,053,142.05	1,053,142.05	1,061,792.26	
<b>TOTAL MUTUAL FUND - FIXED INCOME</b>	<b>8,912,873.55</b>	<b>9,551,492.10</b>	<b>8,932,861.58</b>	<b>638,618.55 -</b>
<b>MUTUAL FUND - DOMESTIC EQUITY</b>				
ALGER FUNDS FOCUS EQUITY FUND CL Y				
PURCHASED 147.372 SHS ON 07/17/2023 AT 50.99	7,514.48	7,514.48	7,592.61	
SOLD 10,407.527 SHS ON 12/06/2023 AT 51.55	536,508.02	431,980.88	543,689.21	104,527.14
PURCHASED .001 SHS ON 12/14/2023 AT 53.32 FOR REINVESTMENT	0.03	0.03	0.05	
SOLD .001 SHS ON 12/15/2023 AT 53.51	0.05	0.04	0.05	0.01
SOLD .5 SHS ON 12/19/2023 AT 54.23	27.12	20.74	27.12	6.38
<b>TOTAL</b>	544,049.70	439,516.17	551,309.04	104,533.53
SSGA S&P INDEX FUND CL K				
PURCHASED 2,791.507 SHS ON 12/06/2023 AT 345.98	965,805.65	965,805.65	973,649.73	

# TRUST EB FORMAT

Statement Period  
Account Number

07/01/2023 through 06/30/2024  
115150002130  
BENEFIT TRUST COMPANY  
AS TRUSTEE FOR  
CITY OF FOLSOM  
PUBLIC ENTITY INVESTMENT TRUST

## Schedule Of Reportable Transactions

PLAN NUMBER:

EIN NUMBER: 94-6000334

DESCRIPTION	PURCH/SELL PRICE EXPENSE INCURRED	COST OF ASSET	VALUE OF ASSET ON TXN DATE	NET GAIN OR LOSS
PURCHASED 40.288 SHS ON 12/26/2023 AT 357.00 FOR REINVESTMENT	14,382.68	14,382.68	14,411.42	
PURCHASED .758 SHS ON 12/26/2023 AT 357.00 FOR REINVESTMENT	270.50	270.50	271.14	
PURCHASED 8.665 SHS ON 12/26/2023 AT 357.00 FOR REINVESTMENT	3,093.27	3,093.27	3,099.56	
SOLD 173.627 SHS ON 02/23/2024 AT 381.39	66,219.74	60,104.93	65,971.31	6,114.81
SOLD 30.061 SHS ON 06/05/2024 AT 402.84	12,109.96	10,406.30	12,107.67	1,703.66
<b>TOTAL</b>	<b>1,061,881.80</b>	<b>1,054,063.33</b>	<b>1,069,510.83</b>	<b>7,818.47</b>
SSGA INSTL INVT TR GBL ALCP EQ K				
PURCHASED 7,011.659 SHS ON 06/05/2024 AT 108.56	761,185.75	761,185.75	763,008.73	
<b>TOTAL</b>	<b>761,185.75</b>	<b>761,185.75</b>	<b>763,008.73</b>	
<b>TOTAL MUTUAL FUND - DOMESTIC EQUITY</b>	<b>2,367,117.25</b>	<b>2,254,765.25</b>	<b>2,383,828.60</b>	<b>112,352.00</b>
<b>MUTUAL FUND - INTERNATIONAL EQUITY</b>				
GOLDMAN SACHS TR II GQG PARTNRS R6				
PURCHASED 535.658 SHS ON 07/17/2023 AT 18.64	9,984.66	9,984.66	9,990.02	
PURCHASED 2,117.892 SHS ON 12/06/2023 AT 19.21	40,684.71	40,684.71	40,938.85	
PURCHASED 428.009 SHS ON 12/20/2023 AT 19.29 FOR REINVESTMENT	8,256.30	8,256.30	8,401.82	
SOLD 1,627.539 SHS ON 02/23/2024 AT 21.76	35,415.25	26,731.79	35,659.38	8,683.46



# TRUST EB FORMAT

Statement Period 07/01/2023 through 06/30/2024  
Account Number 115150002130  
BENEFIT TRUST COMPANY  
AS TRUSTEE FOR  
CITY OF FOLSOM  
PUBLIC ENTITY INVESTMENT TRUST

## Schedule Of Reportable Transactions

PLAN NUMBER :

EIN NUMBER : 94-6000334

DESCRIPTION	PURCH/SELL PRICE EXPENSE INCURRED	COST OF ASSET	VALUE OF ASSET ON TXN DATE	NET GAIN OR LOSS
SOLD 16,340.438 SHS ON 06/05/2024 AT 23.31	380,895.61	268,386.25	383,836.89	112,509.36
SOLD .5 SHS ON 06/07/2024 AT 23.30	11.65	8.21	11.65	3.44
<b>TOTAL</b>	<b>475,248.18</b>	<b>354,051.92</b>	<b>478,838.61</b>	<b>121,196.26</b>
<b>TOTAL MUTUAL FUND - INTERNATIONAL EQUITY</b>	<b>475,248.18</b>	<b>354,051.92</b>	<b>478,838.61</b>	<b>121,196.26</b>
<b>TOTAL SECURITY TRANSACTIONS EXCEEDING 5%</b>		<b>12,160,309.27</b>		

# TRUST EB FORMAT

Statement Period  
Account Number

07/01/2023 through 06/30/2024  
115150002130  
BENEFIT TRUST COMPANY  
AS TRUSTEE FOR  
CITY OF FOLSOM  
PUBLIC ENTITY INVESTMENT TRUST

## Schedule Of Reportable Transactions

PLAN NUMBER :

EIN NUMBER : 94-6000334

DESCRIPTION	PURCH/SELL PRICE EXPENSE INCURRED	COST OF ASSET	VALUE OF ASSET ON TXN DATE	NET GAIN OR LOSS
<b>BEGINNING MARKET VALUE:</b>	<b>8,977,593.60</b>			
<b>SINGLE TRANSACTIONS EXCEEDING 5%:</b>				
12/07/2023 PURCHASED 52,093.077 SHS COMMUNITY CAPITAL MANAGEMENT IMPACT BOND FUND INST ON 12/06/2023 AT 9.27		482,902.82		
12/07/2023 PURCHASED 2,791.507 SHS SSGA S&P INDEX FUND CL K ON 12/06/2023 AT 345.98		965,805.65		
12/07/2023 PURCHASED 53,007.993 SHS NORTHERN FUNDS BOND INDEX ON 12/06/2023 AT 9.11		482,902.82		
12/07/2023 SOLD 20,590.734 SHS GUGGENHEIM INVESTMENTS FDS TR MACRO OPPTY R6 ON 12/06/2023 AT 23.93		535,039.68		
12/07/2023 SOLD 10,407.527 SHS ALGER FUNDS FOCUS EQUITY FUND CL Y ON 12/06/2023 AT 51.55		431,980.88		
12/07/2023 SOLD 94,404.581 SHS PRUDENTIAL GBL TOTL RTRN FD INC PGIM TTL R6 ON 12/06/2023 AT 5.11		620,254.19		
06/06/2024 PURCHASED 7,011.659 SHS SSGA INSTL INVT TR GBL ALCP EQ K ON 06/05/2024 AT 108.56		761,185.75		
06/06/2024 PURCHASED 87,337.26 SHS NORTHERN FUNDS BOND INDEX ON 06/05/2024 AT 9.11		795,642.44		
06/06/2024 SOLD 64,579.32 SHS GUGGENHEIM INVESTMENTS INVESTMENT GRADE BOND FUND ON 06/05/2024 AT 16.09		1,172,016.69		
06/06/2024 SOLD 105,533.243 SHS BLACKROCK TOTAL RETURN - K ON 06/05/2024 AT 9.84		1,198,183.45		

# TRUST EB FORMAT

Statement Period  
Account Number

07/01/2023 through 06/30/2024  
115150002130  
BENEFIT TRUST COMPANY  
AS TRUSTEE FOR  
CITY OF FOLSOM  
PUBLIC ENTITY INVESTMENT TRUST

## Schedule Of Reportable Transactions

PLAN NUMBER :

EIN NUMBER : 94-6000334

DESCRIPTION	PURCH/SELL PRICE EXPENSE INCURRED	COST OF ASSET	VALUE OF ASSET ON TXN DATE	NET GAIN OR LOSS
06/06/2024 SOLD 87,502.273 SHS PRUDENTIAL FUNDS TOTAL RETURN BOND CL R6 ON 06/05/2024 AT 11.89		1,205,008.53		
07/12/2024 PURCHASED 95,620.343 SHS WELLS FARGO TR CORE BOND R6 ON 06/05/2024 AT 10.98		1,049,911.37		
07/12/2024 PURCHASED 121,517.52 SHS TARGET PORTFOLIO TRUST TR PIGM CORE BD R6 ON 06/05/2024 AT 8.64		1,049,911.37		
<b>TOTAL SINGLE TRANSACTIONS EXCEEDING 5%</b>		<b>10,750,745.64</b>		

# TRUST EB FORMAT

Statement Period  
Account Number

07/01/2023 through 06/30/2024  
115150002130  
BENEFIT TRUST COMPANY  
AS TRUSTEE FOR  
CITY OF FOLSOM  
PUBLIC ENTITY INVESTMENT TRUST

## Balance Sheet


	AS OF 07/01/2023		AS OF 06/30/2024	
	AVG COST VALUE	MARKET VALUE	AVG COST VALUE	MARKET VALUE
<b>A S S E T S</b>				
CASH	20,903.71	20,903.71	2,115,107.20	2,115,107.20
DUE FROM BROKERS	0.00	0.00	0.00	0.00
<b>TOTAL CASH &amp; RECEIVABLES</b>	<b>20,903.71</b>	<b>20,903.71</b>	<b>2,115,107.20</b>	<b>2,115,107.20</b>
MUTUAL FUNDS				
MUTUAL FUND - FIXED INCOME	5,210,868.93	4,386,416.76	5,483,275.51	5,240,088.40
MUTUAL FUND - DOMESTIC EQUITY	2,754,350.43	3,034,369.10	3,401,591.71	3,941,706.32
MUTUAL FUND - INTERNATIONAL EQUI	792,037.98	912,844.52	683,162.74	838,909.34
MUTUAL FUND - REAL ESTATE	705,710.20	643,963.22	560,090.18	529,123.28
<b>TOTAL MUTUAL FUNDS</b>	<b>9,462,967.54</b>	<b>8,977,593.60</b>	<b>10,128,120.14</b>	<b>10,549,827.34</b>
<b>TOTAL HOLDINGS</b>	<b>9,462,967.54</b>	<b>8,977,593.60</b>	<b>10,128,120.14</b>	<b>10,549,827.34</b>
<b>TOTAL ASSETS</b>	<b>9,483,871.25</b>	<b>8,998,497.31</b>	<b>12,243,227.34</b>	<b>12,664,934.54</b>
<b>L I A B I L I T I E S</b>				
DUE TO BROKERS	20,903.71	20,903.71	2,115,107.20	2,115,107.20
<b>TOTAL LIABILITIES</b>	<b>20,903.71</b>	<b>20,903.71</b>	<b>2,115,107.20</b>	<b>2,115,107.20</b>
<b>TOTAL NET ASSET VALUE</b>	<b>9,462,967.54</b>	<b>8,977,593.60</b>	<b>10,128,120.14</b>	<b>10,549,827.34</b>




# TRUST EB FORMAT

Statement Period  
Account Number

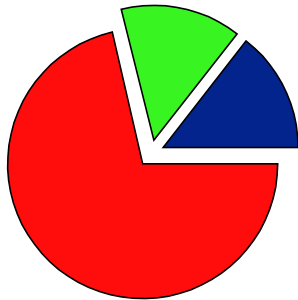
07/01/2023 through 06/30/2024  
115150002130  
BENEFIT TRUST COMPANY  
AS TRUSTEE FOR  
CITY OF FOLSOM  
PUBLIC ENTITY INVESTMENT TRUST




## Beginning Market Allocation



0.2%		CASH & RECEIVABLES	20,903.71
0.2%		LIABILITIES	20,903.71-
100.0%		MUTUAL FUNDS	8,977,593.60
100.0%		<b>Total</b>	<b>8,977,593.60</b>

## Ending Market Allocation



20.0%		CASH & RECEIVABLES	2,115,107.20
20.1%		LIABILITIES	2,115,107.20-
100.1%		MUTUAL FUNDS	10,549,827.34
100.0%		<b>Total</b>	<b>10,549,827.34</b>

# TRUST EB FORMAT

Statement Period  
Account Number

07/01/2023 through 06/30/2024  
115150002130  
BENEFIT TRUST COMPANY  
AS TRUSTEE FOR  
CITY OF FOLSOM  
PUBLIC ENTITY INVESTMENT TRUST

## Schedule Of Prior Period Trades Settled

DATE	DESCRIPTION	DUE FROM BROKERS	DUE TO BROKERS
07/03/2023	PURCHASED 92.071 SHS GUGGENHEIM INVESTMENTS FDS TR MACRO OPPTY R6 ON 06/30/2023 AT 23.83 FOR REINVESTMENT		2,194.05
07/03/2023	PURCHASED 204.818 SHS GUGGENHEIM INVESTMENTS INVESTMENT GRADE BOND FUND ON 06/30/2023 AT 16.19 FOR REINVESTMENT		3,316.01
07/03/2023	PURCHASED 313.251 SHS BLACKROCK TOTAL RETURN - K ON 06/30/2023 AT 9.97 FOR REINVESTMENT		3,123.11
07/03/2023	PURCHASED 333.239 SHS WESTERN ASSET CORE PLUS BOND IS ON 06/30/2023 AT 9.46 FOR REINVESTMENT		3,152.44
07/03/2023	PURCHASED 305.187 SHS PRUDENTIAL GBL TOTL RTRN FD INC PGIM TTL R6 ON 06/30/2023 AT 5.09 FOR REINVESTMENT		1,553.40
07/03/2023	PURCHASED 288.241 SHS PRUDENTIAL FUNDS TOTAL RETURN BOND CL R6 ON 06/30/2023 AT 11.84 FOR REINVESTMENT		3,412.77
07/05/2023	PURCHASED 262.78 SHS COHEN AND STEERS REAL ESTATE SECURITIES - Z ON 06/30/2023 AT 15.80 FOR REINVESTMENT		4,151.93
	<b>TOTAL PRIOR PERIOD TRADES SETTLED</b>		<b>20,903.71</b>
	<b>NET RECEIVABLE/PAYABLE</b>		<b>20,903.71 -</b>

# TRUST EB FORMAT

Statement Period  
Account Number

07/01/2023 through 06/30/2024  
115150002130  
BENEFIT TRUST COMPANY  
AS TRUSTEE FOR  
CITY OF FOLSOM  
PUBLIC ENTITY INVESTMENT TRUST

## Schedule Of Pending Trades End Of Period

DATE	DESCRIPTION	DUE FROM BROKERS	DUE TO BROKERS
07/01/2024	PURCHASED 241 SHS COMMUNITY CAPITAL MANAGEMENT IMPACT BOND FUND INST ON 06/28/2024 AT 9.30 FOR REINVESTMENT		2,241.30
07/01/2024	PURCHASED 405.243 SHS WESTERN ASSET CORE PLUS BOND IS ON 06/28/2024 AT 9.18 FOR REINVESTMENT		3,720.13
07/02/2024	PURCHASED 179.144 SHS COHEN AND STEERS REAL ESTATE SECURITIES - Z ON 06/28/2024 AT 16.51 FOR REINVESTMENT		2,957.66
07/12/2024	PURCHASED 95,620.343 SHS WELLS FARGO TR CORE BOND R6 ON 06/05/2024 AT 10.98		1,049,911.37
07/12/2024	PURCHASED 121,517.52 SHS TARGET PORTFOLIO TRUST TR PIGM CORE BD R6 ON 06/05/2024 AT 8.64		1,049,911.37
07/12/2024	PURCHASED 364.923 SHS TARGET PORTFOLIO TRUST TR PIGM CORE BD R6 ON 06/28/2024 AT 8.59 FOR REINVESTMENT		3,134.69
07/12/2024	PURCHASED 295.85 SHS WELLS FARGO TR CORE BOND R6 ON 06/28/2024 AT 10.92 FOR REINVESTMENT		3,230.68
	<b>TOTAL PENDING TRADES END OF PERIOD</b>		<b>2,115,107.20</b>
	<b>NET RECEIVABLE/PAYABLE</b>		<b>2,115,107.20-</b>