



Benefit Trust
Fiduciary Passport Services

BENEFIT TRUST COMPANY HEREBY
CERTIFIES THIS ANNUAL TRUST STATEMENT FURNISHED
PURSUANT TO 29 CFR 2520.103-5(C) IS COMPLETE
AND ACCURATE.

(AUTHORIZED SIGNATURE)

SARAH AQUINO
5901 COLLEGE BLVD
OVERLAND PARK KS 66211

ACCOUNT NUMBER 115150002130

FOR THE PERIOD FROM 07/01/2019 TO 06/30/2020

THE PLAN ADMINISTRATOR WILL BE DEEMED TO APPROVE THIS REPORT UNLESS IT SUBMITS WRITTEN OBJECTIONS
OR PROPOSED CORRECTIONS THERETO WITHIN NINETY (90) CALENDAR DAYS FOLLOWING THE END OF THE PERIOD
COVERED IN THE REPORT.



TRUST EB FORMAT

Statement Period
Account Number

07/01/2019 through 06/30/2020
115150002130
**BENEFIT TRUST COMPANY
AS TRUSTEE FOR
CITY OF FOLSOM
PUBLIC ENTITY INVESTMENT TRUST**

Contents

Summary Of Fund	1
Asset Summary As Of 06/30/2020	2
Summary Of Cash Receipts And Disbursements	6
Schedule Of Income	7
Schedule Of Other Additions	24
Schedule Of Other Disbursements And Reductions	25
Schedule Of Purchases	26
Schedule Of Sales	49
Schedule Of Unrealized Gains & Losses	58
Schedule Of Reportable Transactions	61
Balance Sheet	72
Schedule Of Prior Period Trades Settled	74
Schedule Of Pending Trades End Of Period	76



Statement Period
 Account Number

07/01/2019 through 06/30/2020
 115150002130
**BENEFIT TRUST COMPANY
 AS TRUSTEE FOR
 CITY OF FOLSOM
 PUBLIC ENTITY INVESTMENT TRUST**

Summary Of Fund

MARKET VALUE AS OF 07/01/2019		6,391,423.05
EARNINGS		
NET INCOME CASH RECEIPTS	275,685.53	
REALIZED GAIN OR LOSS	19,315.63	
UNREALIZED GAIN OR LOSS	34,601.70	
TOTAL EARNINGS		329,602.86
OTHER RECEIPTS		500,000.00
MISCELLANEOUS TRANSACTIONS		0.20-
TOTAL MARKET VALUE AS OF 06/30/2020		7,221,025.71



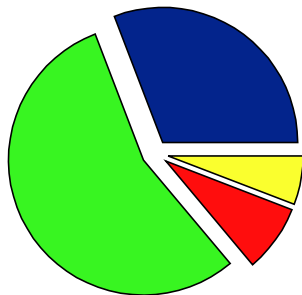
Statement Period
Account Number





07/01/2019 through 06/30/2020
115150002130
BENEFIT TRUST COMPANY
AS TRUSTEE FOR
CITY OF FOLSOM
PUBLIC ENTITY INVESTMENT TRUST

Asset Summary As Of 06/30/2020

DESCRIPTION	MARKET VALUE	AVG COST	% OF PORT
MUTUAL FUND - FIXED INCOME	3,998,169.53	3,870,758.50	55
MUTUAL FUND - DOMESTIC EQUITY	2,218,839.52	1,993,068.39	31
MUTUAL FUND - INTERNATIONAL EQUITY	573,076.57	569,729.78	8
MUTUAL FUND - REAL ESTATE	430,940.09	489,712.55	6
TOTAL INVESTMENTS	7,221,025.71	6,923,269.22	
CASH	18,009.89		
DUE FROM BROKER	0.00		
DUE TO BROKER	18,009.89		
TOTAL MARKET VALUE	7,221,025.71		

Ending Asset Allocation



30.7%		MUTUAL FUND - DOMESTIC EQUITY	2,218,839.52
55.4%		MUTUAL FUND - FIXED INCOME	3,998,169.53
7.9%		MUTUAL FUND - INTERNATIONAL EQUI	573,076.57
6.0%		MUTUAL FUND - REAL ESTATE	430,940.09
100.0%		Total	7,221,025.71



Statement Period
Account Number

07/01/2019 through 06/30/2020
115150002130
**BENEFIT TRUST COMPANY
AS TRUSTEE FOR
CITY OF FOLSOM
PUBLIC ENTITY INVESTMENT TRUST**

Asset Detail As Of 06/30/2020

UNITS/BOOK VALUE	DESCRIPTION	MARKET VALUE	AVG COST	% OF PORT
MUTUAL FUND - FIXED INCOME				
69,365.451	BLACKROCK TOTAL RETURN - K	859,437.94	821,853.83	12
44,258.955	GUGGENHEIM INVESTMENTS INVESTMENT GRADE BOND FUND	890,047.59	820,195.61	12
53,365.781	PRUDENTIAL GBL TOTL RTRN FD INC PGIM TTL R6	366,089.26	375,789.71	5
57,355.924	PRUDENTIAL FUNDS TOTAL RETURN BOND CL Q	844,279.20	829,602.71	12
9,974.696	THORNBURG INVESTMENT INCOME BUILDER R6	187,624.03	199,975.67	3
69,274.553	WESTERN ASSET CORE PLUS BOND IS	850,691.51	823,340.97	12
		3,998,169.53	3,870,758.50	55
MUTUAL FUND - DOMESTIC EQUITY				
12,848.966	ALGER FUNDS SMALL CAP FOCUS Z	333,687.65	176,616.09	5
10,231.573	ALGER FUNDS FOCUS EQUITY FUND CL Y	481,600.14	376,620.14	7
10,394.569	COLUMBIA CONTRARIAN CORE	281,173.09	247,751.10	4
8,238.532	OAKMARK SELECT FUND-INSTITUTIONAL	297,411.01	356,670.50	4
6,111.296	OAKMARK INTERNATIONAL INST.	117,336.88	166,603.03	2
5,682.654	HARTFORD FUNDS MIDCAP CLASS Y	203,893.63	159,039.67	3
7,236.471	JOHN HANCOCK INTERNATIONAL GROWTH R6	213,041.71	205,675.19	3



Statement Period
Account Number

07/01/2019 through 06/30/2020
115150002130
**BENEFIT TRUST COMPANY
AS TRUSTEE FOR
CITY OF FOLSOM
PUBLIC ENTITY INVESTMENT TRUST**

Asset Detail As Of 06/30/2020

UNITS/BOOK VALUE	DESCRIPTION	MARKET VALUE	AVG COST	% OF PORT
3,755.561	PRUDENTIAL JENNISON GLOBAL OPPS Q	128,740.63	86,660.22	2
3,602.197	UNDISCOVERED MANAGERS BEHAVIORAL VALUE R6	161,954.78	217,432.45	2
		2,218,839.52	1,993,068.39	31
MUTUAL FUND - INTERNATIONAL EQUITY				
9,275.28	GOLDMAN SACHS TR II GQG PARTNRS R6	145,065.38	134,341.88	2
15,250.109	HARTFORD INTERNATIONAL VALUE - Y	177,663.77	222,167.75	2
3,021.737	AMERICAN FUNDS NEW PERSPECTIVE F2	144,015.99	119,602.73	2
1,559.798	AMERICAN FUNDS NEW WORLD F2	106,331.43	93,617.42	1
		573,076.57	569,729.78	8
MUTUAL FUND - REAL ESTATE				
21,243.926	COHEN AND STEERS REAL ESTATE SECURITIES - Z	309,948.88	350,995.48	4
5,951.363	PRUDENTIAL FUNDS GLOBAL REAL ESTATE CL Q	120,991.21	138,717.07	2
		430,940.09	489,712.55	6



Statement Period
Account Number

07/01/2019 through 06/30/2020
115150002130
BENEFIT TRUST COMPANY
AS TRUSTEE FOR
CITY OF FOLSOM
PUBLIC ENTITY INVESTMENT TRUST

Asset Detail As Of 06/30/2020

UNITS/BOOK VALUE	DESCRIPTION	MARKET VALUE	AVG COST	% OF PORT
	TOTAL INVESTMENTS	7,221,025.71		
	CASH	18,009.89		
	DUE FROM BROKER	0.00		
	DUE TO BROKER	18,009.89		
	NET ASSETS	7,221,025.71		
	TOTAL MARKET VALUE	7,221,025.71		



Statement Period
Account Number

07/01/2019 through 06/30/2020
115150002130
**BENEFIT TRUST COMPANY
AS TRUSTEE FOR
CITY OF FOLSOM
PUBLIC ENTITY INVESTMENT TRUST**

Summary Of Cash Receipts And Disbursements

R E C E I P T S

CASH BALANCE AS OF 07/01/2019		16,429.50
INCOME RECEIVED		
DIVIDENDS	275,685.53	
TOTAL INCOME RECEIPTS		275,685.53
OTHER CASH RECEIPTS		500,000.00
PROCEEDS FROM THE DISPOSITION OF ASSETS		1,958,412.00
TOTAL RECEIPTS		2,734,097.53

D I S B U R S E M E N T S

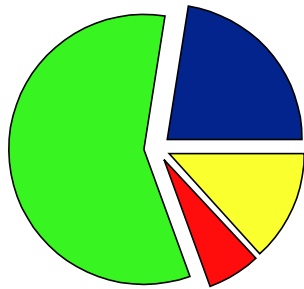
COST OF ACQUISITION OF ASSETS	2,732,517.14	
TOTAL DISBURSEMENTS		2,732,517.14
CASH BALANCE AS OF 06/30/2020		18,009.89







Statement Period
Account Number

07/01/2019 through 06/30/2020
115150002130
BENEFIT TRUST COMPANY
AS TRUSTEE FOR
CITY OF FOLSOM
PUBLIC ENTITY INVESTMENT TRUST

Schedule Of Income
Income Allocation



22.5%		MUTUAL FUND - DOMESTIC EQUITY	61,959.52
58.0%		MUTUAL FUND - FIXED INCOME	159,842.83
6.3%		MUTUAL FUND - INTERNATIONAL EQUI	17,272.54
13.2%		MUTUAL FUND - REAL ESTATE	36,610.64
100.0%		Total	275,685.53

Income Schedule

DATE	DESCRIPTION	CASH RECEIVED	INCOME EARNED	MARKET / COST BASIS
DIVIDENDS				
MUTUAL FUND - FIXED INCOME				
BLACKROCK TOTAL RETURN - K				
08/01/2019	DIVIDEND ON 48,199.17 SHS BLACKROCK TOTAL RETURN - K AT .033116 PER SHARE EFFECTIVE 07/31/2019	1,596.14		
09/03/2019	DIVIDEND ON 48,334.322 SHS BLACKROCK TOTAL RETURN - K AT .03049 PER SHARE EFFECTIVE 08/30/2019	1,473.72		
10/01/2019	DIVIDEND ON 48,456.622 SHS BLACKROCK TOTAL RETURN - K AT .03088 PER SHARE EFFECTIVE 09/30/2019	1,496.32		



Statement Period
Account Number

07/01/2019 through 06/30/2020
115150002130
**BENEFIT TRUST COMPANY
AS TRUSTEE FOR
CITY OF FOLSOM
PUBLIC ENTITY INVESTMENT TRUST**

Schedule Of Income

DATE	DESCRIPTION	CASH RECEIVED	INCOME EARNED	MARKET / COST BASIS
11/04/2019	DIVIDEND ON 46,285.047 SHS BLACKROCK TOTAL RETURN - K AT .029371 PER SHARE EFFECTIVE 10/31/2019	1,359.46		
12/02/2019	DIVIDEND ON 66,631.542 SHS BLACKROCK TOTAL RETURN - K AT .027355 PER SHARE EFFECTIVE 11/29/2019	1,822.70		
01/02/2020	DIVIDEND ON 66,785.785 SHS BLACKROCK TOTAL RETURN - K AT .031175 PER SHARE EFFECTIVE 12/31/2019	2,082.07		
02/03/2020	DIVIDEND ON 66,960.309 SHS BLACKROCK TOTAL RETURN - K AT .02677 PER SHARE EFFECTIVE 01/31/2020	1,792.51		
03/02/2020	DIVIDEND ON 68,676.679 SHS BLACKROCK TOTAL RETURN - K AT .024789 PER SHARE EFFECTIVE 02/28/2020	1,702.44		
04/01/2020	DIVIDEND ON 68,815.314 SHS BLACKROCK TOTAL RETURN - K AT .031278 PER SHARE EFFECTIVE 03/31/2020	2,152.42		
05/01/2020	DIVIDEND ON 68,997.877 SHS BLACKROCK TOTAL RETURN - K AT .028838 PER SHARE EFFECTIVE 04/30/2020	1,989.79		
06/01/2020	DIVIDEND ON 69,162.322 SHS BLACKROCK TOTAL RETURN - K AT .020546 PER SHARE EFFECTIVE 05/29/2020	1,421.04		
07/01/2020	DIVIDEND ON 69,278.231 SHS BLACKROCK TOTAL RETURN - K AT .015599 PER SHARE EFFECTIVE 06/30/2020	1,080.65		



Statement Period
Account Number

07/01/2019 through 06/30/2020
115150002130
BENEFIT TRUST COMPANY
AS TRUSTEE FOR
CITY OF FOLSOM
PUBLIC ENTITY INVESTMENT TRUST

Schedule Of Income

DATE	DESCRIPTION	CASH RECEIVED	INCOME EARNED	MARKET / COST BASIS
	SECURITY TOTAL	19,969.26	19,969.26	
	GUGGENHEIM INVESTMENTS MACRO OPPORTUNITIES INST.			
08/01/2019	DIVIDEND ON 20,707.956 SHS GUGGENHEIM INVESTMENTS MACRO OPPORTUNITIES INST. AT .079408 PER SHARE EFFECTIVE 07/31/2019	1,644.37		
09/03/2019	DIVIDEND ON 20,771.421 SHS GUGGENHEIM INVESTMENTS MACRO OPPORTUNITIES INST. AT .069722 PER SHARE EFFECTIVE 08/30/2019	1,448.23		
10/02/2019	DIVIDEND ON 21,322.764 SHS GUGGENHEIM INVESTMENTS MACRO OPPORTUNITIES INST. AT .06466 PER SHARE EFFECTIVE 09/30/2019	1,378.72		
11/04/2019	DIVIDEND ON 21,376.099 SHS GUGGENHEIM INVESTMENTS MACRO OPPORTUNITIES INST. AT .083373 PER SHARE EFFECTIVE 10/31/2019	1,782.20		
12/03/2019	DIVIDEND ON GUGGENHEIM INVESTMENTS MACRO OPPORTUNITIES INST. EFFECTIVE 11/29/2019	155.08		
	SECURITY TOTAL	6,408.60	6,408.60	
	GUGGENHEIM INVESTMENTS INVESTMENT GRADE BOND FUND			
08/01/2019	DIVIDEND ON 29,449.251 SHS GUGGENHEIM INVESTMENTS INVESTMENT GRADE BOND FUND AT .041519 PER SHARE EFFECTIVE 07/31/2019	1,222.71		
09/03/2019	DIVIDEND ON 29,514.637 SHS GUGGENHEIM INVESTMENTS INVESTMENT GRADE BOND FUND AT .043027 PER SHARE EFFECTIVE 08/30/2019	1,269.93		



Statement Period
Account Number

07/01/2019 through 06/30/2020
115150002130
**BENEFIT TRUST COMPANY
AS TRUSTEE FOR
CITY OF FOLSOM
PUBLIC ENTITY INVESTMENT TRUST**

Schedule Of Income

DATE	DESCRIPTION	CASH RECEIVED	INCOME EARNED	MARKET / COST BASIS
10/02/2019	DIVIDEND ON 29,154.636 SHS GUGGENHEIM INVESTMENTS INVESTMENT GRADE BOND FUND AT .039814 PER SHARE EFFECTIVE 09/30/2019	1,160.76		
11/04/2019	DIVIDEND ON 29,216.019 SHS GUGGENHEIM INVESTMENTS INVESTMENT GRADE BOND FUND AT .037821 PER SHARE EFFECTIVE 10/31/2019	1,104.97		
12/02/2019	DIVIDEND ON 42,245.581 SHS GUGGENHEIM INVESTMENTS INVESTMENT GRADE BOND FUND AT .030774 PER SHARE EFFECTIVE 11/29/2019	1,300.07		
01/02/2020	DIVIDEND ON 42,315.622 SHS GUGGENHEIM INVESTMENTS INVESTMENT GRADE BOND FUND AT .030558 PER SHARE EFFECTIVE 12/31/2019	1,293.10		
02/03/2020	DIVIDEND ON 42,384.809 SHS GUGGENHEIM INVESTMENTS INVESTMENT GRADE BOND FUND AT .034069 PER SHARE EFFECTIVE 01/31/2020	1,444.00		
03/02/2020	DIVIDEND ON 43,812.351 SHS GUGGENHEIM INVESTMENTS INVESTMENT GRADE BOND FUND AT .030271 PER SHARE EFFECTIVE 02/28/2020	1,326.24		
04/01/2020	DIVIDEND ON 43,880.891 SHS GUGGENHEIM INVESTMENTS INVESTMENT GRADE BOND FUND AT .038559 PER SHARE EFFECTIVE 03/31/2020	1,692.00		
05/01/2020	DIVIDEND ON 43,969.062 SHS GUGGENHEIM INVESTMENTS INVESTMENT GRADE BOND FUND AT .039044 PER SHARE EFFECTIVE 04/30/2020	1,716.74		



Statement Period
Account Number

07/01/2019 through 06/30/2020
115150002130
**BENEFIT TRUST COMPANY
AS TRUSTEE FOR
CITY OF FOLSOM
PUBLIC ENTITY INVESTMENT TRUST**

Schedule Of Income

DATE	DESCRIPTION	CASH RECEIVED	INCOME EARNED	MARKET / COST BASIS
06/01/2020	DIVIDEND ON 44,057.055 SHS GUGGENHEIM INVESTMENTS INVESTMENT GRADE BOND FUND AT .045969 PER SHARE EFFECTIVE 05/29/2020	2,025.24		
07/01/2020	DIVIDEND ON 44,159.34 SHS GUGGENHEIM INVESTMENTS INVESTMENT GRADE BOND FUND AT .045364 PER SHARE EFFECTIVE 06/30/2020	2,003.25		
	SECURITY TOTAL	17,559.01	17,559.01	
	HARTFORD WORLD BOND - Y			
10/01/2019	DIVIDEND ON 25,880.212 SHS HARTFORD WORLD BOND - Y AT .029893 PER SHARE EFFECTIVE 09/27/2019	773.64		
12/19/2019	SHORT TERM CAPITAL GAINS DIVIDEND ON 16,270.71 SHS HARTFORD WORLD BOND - Y AT .048666 PER SHARE EFFECTIVE 12/17/2019	791.83		
12/31/2019	DIVIDEND ON 16,344.3 SHS HARTFORD WORLD BOND - Y AT .177438 PER SHARE EFFECTIVE 12/27/2019	2,900.10		
	SECURITY TOTAL	4,465.57	4,465.57	
	LEGG MASON BW GLOBAL OPPORTUNITIES BOND IS			
10/01/2019	DIVIDEND ON 19,683.632 SHS LEGG MASON BW GLOBAL OPPORTUNITIES BOND IS AT .03587 PER SHARE EFFECTIVE 09/30/2019	706.05		
	SECURITY TOTAL	706.05	706.05	



Statement Period
Account Number

07/01/2019 through 06/30/2020
115150002130
BENEFIT TRUST COMPANY
AS TRUSTEE FOR
CITY OF FOLSOM
PUBLIC ENTITY INVESTMENT TRUST

Schedule Of Income

DATE	DESCRIPTION	CASH RECEIVED	INCOME EARNED	MARKET / COST BASIS
	LEGG MASON BW ALTERNATIVE CREDIT			
10/01/2019	DIVIDEND ON 19,716.717 SHS LEGG MASON BW ALTERNATIVE CREDIT AT .044754 PER SHARE EFFECTIVE 09/30/2019	882.40		
	SECURITY TOTAL	882.40	882.40	
	PRUDENTIAL GBL TOTL RTRN FD INC PGIM TTL R6			
12/02/2019	DIVIDEND ON 24,907.197 SHS PRUDENTIAL GBL TOTL RTRN FD INC PGIM TTL R6 AT .017846 PER SHARE EFFECTIVE 11/29/2019	444.50		
12/19/2019	SHORT TERM CAPITAL GAINS DIVIDEND ON 24,970.525 SHS PRUDENTIAL GBL TOTL RTRN FD INC PGIM TTL R6 AT .05659 PER SHARE EFFECTIVE 12/18/2019	1,413.08		
12/19/2019	LONG TERM CAP GAINS DIVIDEND - PRE 5/6/2003 ON 24,970.525 SHS PRUDENTIAL GBL TOTL RTRN FD INC PGIM TTL R6 AT .11555 PER SHARE EFFECTIVE 12/18/2019	2,885.35		
01/02/2020	DIVIDEND ON 25,591.685 SHS PRUDENTIAL GBL TOTL RTRN FD INC PGIM TTL R6 AT .020681 PER SHARE EFFECTIVE 12/31/2019	529.25		
02/03/2020	DIVIDEND ON 25,667.836 SHS PRUDENTIAL GBL TOTL RTRN FD INC PGIM TTL R6 AT .022698 PER SHARE EFFECTIVE 01/31/2020	582.62		
03/02/2020	DIVIDEND ON 52,557.515 SHS PRUDENTIAL GBL TOTL RTRN FD INC PGIM TTL R6 AT .01343 PER SHARE EFFECTIVE 02/28/2020	705.86		



Statement Period
Account Number

07/01/2019 through 06/30/2020
115150002130
BENEFIT TRUST COMPANY
AS TRUSTEE FOR
CITY OF FOLSOM
PUBLIC ENTITY INVESTMENT TRUST

Schedule Of Income

DATE	DESCRIPTION	CASH RECEIVED	INCOME EARNED	MARKET / COST BASIS
04/01/2020	DIVIDEND ON 52,657.354 SHS PRUDENTIAL GBL TOTL RTRN FD INC PGIM TTL R6 AT .022768 PER SHARE EFFECTIVE 03/31/2020	1,198.89		
05/01/2020	DIVIDEND ON 52,844.681 SHS PRUDENTIAL GBL TOTL RTRN FD INC PGIM TTL R6 AT .021429 PER SHARE EFFECTIVE 04/30/2020	1,132.41		
06/01/2020	DIVIDEND ON 53,016.78 SHS PRUDENTIAL GBL TOTL RTRN FD INC PGIM TTL R6 AT .023033 PER SHARE EFFECTIVE 05/29/2020	1,221.14		
07/01/2020	DIVIDEND ON 53,197.422 SHS PRUDENTIAL GBL TOTL RTRN FD INC PGIM TTL R6 AT .02171 PER SHARE EFFECTIVE 06/30/2020	1,154.94		
	SECURITY TOTAL	11,268.04	11,268.04	
	PRUDENTIAL FUNDS TOTAL RETURN BOND CL Q			
08/01/2019	DIVIDEND ON 38,926.249 SHS PRUDENTIAL FUNDS TOTAL RETURN BOND CL Q AT .042183 PER SHARE EFFECTIVE 07/31/2019	1,642.01		
09/03/2019	DIVIDEND ON 39,037.421 SHS PRUDENTIAL FUNDS TOTAL RETURN BOND CL Q AT .04463 PER SHARE EFFECTIVE 08/30/2019	1,742.23		
10/01/2019	DIVIDEND ON 39,152.724 SHS PRUDENTIAL FUNDS TOTAL RETURN BOND CL Q AT .037633 PER SHARE EFFECTIVE 09/30/2019	1,473.45		
11/04/2019	DIVIDEND ON 36,824.682 SHS PRUDENTIAL FUNDS TOTAL RETURN BOND CL Q AT .040071 PER SHARE EFFECTIVE 10/31/2019	1,475.60		



Statement Period
Account Number

07/01/2019 through 06/30/2020
115150002130
BENEFIT TRUST COMPANY
AS TRUSTEE FOR
CITY OF FOLSOM
PUBLIC ENTITY INVESTMENT TRUST

Schedule Of Income

DATE	DESCRIPTION	CASH RECEIVED	INCOME EARNED	MARKET / COST BASIS
12/02/2019	DIVIDEND ON 53,102.223 SHS PRUDENTIAL FUNDS TOTAL RETURN BOND CL Q AT .039015 PER SHARE EFFECTIVE 11/29/2019	2,071.76		
12/19/2019	SHORT TERM CAPITAL GAINS DIVIDEND ON 53,241.594 SHS PRUDENTIAL FUNDS TOTAL RETURN BOND CL Q AT .25719 PER SHARE EFFECTIVE 12/18/2019	13,693.21		
12/19/2019	LONG TERM CAP GAINS DIVIDEND - PRE 5/6/2003 ON 53,241.594 SHS PRUDENTIAL FUNDS TOTAL RETURN BOND CL Q AT .24644 PER SHARE EFFECTIVE 12/18/2019	13,120.85		
12/24/2019	DIVIDEND ON 55,099.81 SHS PRUDENTIAL FUNDS TOTAL RETURN BOND CL Q AT .03765 PER SHARE EFFECTIVE 12/23/2019	2,074.51		
01/02/2020	DIVIDEND ON 55,243.873 SHS PRUDENTIAL FUNDS TOTAL RETURN BOND CL Q AT .037797 PER SHARE EFFECTIVE 12/31/2019	2,088.05		
02/03/2020	DIVIDEND ON 55,388.675 SHS PRUDENTIAL FUNDS TOTAL RETURN BOND CL Q AT .038119 PER SHARE EFFECTIVE 01/31/2020	2,111.35		
03/02/2020	DIVIDEND ON 56,581.709 SHS PRUDENTIAL FUNDS TOTAL RETURN BOND CL Q AT .035639 PER SHARE EFFECTIVE 02/28/2020	2,016.53		
04/01/2020	DIVIDEND ON 56,716.956 SHS PRUDENTIAL FUNDS TOTAL RETURN BOND CL Q AT .040893 PER SHARE EFFECTIVE 03/31/2020	2,319.30		
05/01/2020	DIVIDEND ON 56,883.823 SHS PRUDENTIAL FUNDS TOTAL RETURN BOND CL Q AT .039694 PER SHARE EFFECTIVE 04/30/2020	2,257.97		



Statement Period
Account Number

07/01/2019 through 06/30/2020
115150002130
**BENEFIT TRUST COMPANY
AS TRUSTEE FOR
CITY OF FOLSOM
PUBLIC ENTITY INVESTMENT TRUST**

Schedule Of Income

DATE	DESCRIPTION	CASH RECEIVED	INCOME EARNED	MARKET / COST BASIS
06/01/2020	DIVIDEND ON 57,042.166 SHS PRUDENTIAL FUNDS TOTAL RETURN BOND CL Q AT .041104 PER SHARE EFFECTIVE 05/29/2020	2,344.67		
07/01/2020	DIVIDEND ON 57,203.756 SHS PRUDENTIAL FUNDS TOTAL RETURN BOND CL Q AT .039157 PER SHARE EFFECTIVE 06/30/2020	2,239.91		
	SECURITY TOTAL	52,671.40	52,671.40	
	THORNBURG INVESTMENT INCOME BUILDER R6			
09/24/2019	DIVIDEND ON 12,883.523 SHS THORNBURG INVESTMENT INCOME BUILDER R6 AT .264927 PER SHARE EFFECTIVE 09/20/2019	3,413.19		
12/31/2019	DIVIDEND ON 9,417.932 SHS THORNBURG INVESTMENT INCOME BUILDER R6 AT .363441 PER SHARE EFFECTIVE 12/27/2019	3,422.86		
03/23/2020	DIVIDEND ON 9,737.133 SHS THORNBURG INVESTMENT INCOME BUILDER R6 AT .203371 PER SHARE EFFECTIVE 03/19/2020	1,980.25		
06/22/2020	DIVIDEND ON 9,866.9 SHS THORNBURG INVESTMENT INCOME BUILDER R6 AT .208121 PER SHARE EFFECTIVE 06/18/2020	2,053.51		
	SECURITY TOTAL	10,869.81	10,869.81	
	WESTERN ASSET CORE PLUS BOND IS			
08/01/2019	DIVIDEND ON 48,282.763 SHS WESTERN ASSET CORE PLUS BOND IS AT .035307 PER SHARE EFFECTIVE 07/31/2019	1,704.72		



Statement Period
Account Number

07/01/2019 through 06/30/2020
115150002130
**BENEFIT TRUST COMPANY
AS TRUSTEE FOR
CITY OF FOLSOM
PUBLIC ENTITY INVESTMENT TRUST**

Schedule Of Income

DATE	DESCRIPTION	CASH RECEIVED	INCOME EARNED	MARKET / COST BASIS
09/03/2019	DIVIDEND ON 48,426.137 SHS WESTERN ASSET CORE PLUS BOND IS AT .036429 PER SHARE EFFECTIVE 08/30/2019	1,764.13		
10/01/2019	DIVIDEND ON 48,571.572 SHS WESTERN ASSET CORE PLUS BOND IS AT .031653 PER SHARE EFFECTIVE 09/30/2019	1,537.46		
11/04/2019	DIVIDEND ON 45,752.477 SHS WESTERN ASSET CORE PLUS BOND IS AT .032214 PER SHARE EFFECTIVE 10/31/2019	1,473.87		
12/02/2019	DIVIDEND ON 65,546.394 SHS WESTERN ASSET CORE PLUS BOND IS AT .056085 PER SHARE EFFECTIVE 11/29/2019	3,676.15		
12/19/2019	SHORT TERM CAPITAL GAINS DIVIDEND ON 65,852.403 SHS WESTERN ASSET CORE PLUS BOND IS AT .10915 PER SHARE EFFECTIVE 12/18/2019	7,187.79		
12/19/2019	LONG TERM CAP GAINS DIVIDEND - PRE 5/6/2003 ON 65,852.403 SHS WESTERN ASSET CORE PLUS BOND IS AT .04782 PER SHARE EFFECTIVE 12/18/2019	3,149.06		
01/02/2020	DIVIDEND ON 66,720.317 SHS WESTERN ASSET CORE PLUS BOND IS AT .03549 PER SHARE EFFECTIVE 12/31/2019	2,367.88		
02/03/2020	DIVIDEND ON 66,918.3 SHS WESTERN ASSET CORE PLUS BOND IS AT .033928 PER SHARE EFFECTIVE 01/31/2020	2,270.42		
03/02/2020	DIVIDEND ON 68,450.02 SHS WESTERN ASSET CORE PLUS BOND IS AT .029903 PER SHARE EFFECTIVE 02/28/2020	2,046.83		



Statement Period
Account Number

07/01/2019 through 06/30/2020
115150002130
**BENEFIT TRUST COMPANY
AS TRUSTEE FOR
CITY OF FOLSOM
PUBLIC ENTITY INVESTMENT TRUST**

Schedule Of Income

DATE	DESCRIPTION	CASH RECEIVED	INCOME EARNED	MARKET / COST BASIS
04/01/2020	DIVIDEND ON 68,617.793 SHS WESTERN ASSET CORE PLUS BOND IS AT .030838 PER SHARE EFFECTIVE 03/31/2020	2,116.03		
05/01/2020	DIVIDEND ON 68,800.209 SHS WESTERN ASSET CORE PLUS BOND IS AT .029903 PER SHARE EFFECTIVE 04/30/2020	2,057.33		
06/01/2020	DIVIDEND ON 68,972.515 SHS WESTERN ASSET CORE PLUS BOND IS AT .028886 PER SHARE EFFECTIVE 05/29/2020	1,992.34		
07/01/2020	DIVIDEND ON 69,136.224 SHS WESTERN ASSET CORE PLUS BOND IS AT .02457 PER SHARE EFFECTIVE 06/30/2020	1,698.68		
	SECURITY TOTAL	35,042.69	35,042.69	
	TOTAL MUTUAL FUND - FIXED INCOME	159,842.83	159,842.83	
	MUTUAL FUND - DOMESTIC EQUITY			
	ALGER FUNDS SMALL CAP FOCUS Z			
12/19/2019	DIVIDEND ON 13,491.274 SHS ALGER FUNDS SMALL CAP FOCUS Z AT .2582 PER SHARE EFFECTIVE 12/18/2019	3,483.45		
12/19/2019	LONG TERM CAP GAINS DIVIDEND - PRE 5/6/2003 ON 13,491.274 SHS ALGER FUNDS SMALL CAP FOCUS Z AT .3048 PER SHARE EFFECTIVE 12/18/2019	4,112.14		
	SECURITY TOTAL	7,595.59	7,595.59	
	ALGER FUNDS FOCUS EQUITY FUND CL Y			
12/19/2019	DIVIDEND ON 10,985.648 SHS ALGER FUNDS FOCUS EQUITY FUND CL Y AT 0.13 PER SHARE EFFECTIVE 12/18/2019	1,428.13		



Statement Period
Account Number

07/01/2019 through 06/30/2020
115150002130
BENEFIT TRUST COMPANY
AS TRUSTEE FOR
CITY OF FOLSOM
PUBLIC ENTITY INVESTMENT TRUST

Schedule Of Income

DATE	DESCRIPTION	CASH RECEIVED	INCOME EARNED	MARKET / COST BASIS
12/19/2019	SHORT TERM CAPITAL GAINS DIVIDEND ON 10,985.648 SHS ALGER FUNDS FOCUS EQUITY FUND CL Y AT .1144 PER SHARE EFFECTIVE 12/18/2019	1,256.76		
12/19/2019	LONG TERM CAP GAINS DIVIDEND - PRE 5/6/2003 ON 10,985.648 SHS ALGER FUNDS FOCUS EQUITY FUND CL Y AT .6453 PER SHARE EFFECTIVE 12/18/2019	7,089.04		
	SECURITY TOTAL	9,773.93	9,773.93	
	BRANDES FUNDS INTERNATIONAL SMALL CAP R6			
10/02/2019	DIVIDEND ON .5 SHS BRANDES FUNDS INTERNATIONAL SMALL CAP R6 AT .04535 PER SHARE EFFECTIVE 09/30/2019	504.87		
	SECURITY TOTAL	504.87	504.87	
	COLUMBIA CONTRARIAN CORE			
12/12/2019	DIVIDEND ON 10,225.212 SHS COLUMBIA CONTRARIAN CORE AT .32477 PER SHARE EFFECTIVE 12/10/2019	3,320.84		
12/12/2019	SHORT TERM CAPITAL GAINS DIVIDEND ON 10,225.212 SHS COLUMBIA CONTRARIAN CORE AT .06214 PER SHARE EFFECTIVE 12/10/2019	635.39		
12/12/2019	LONG TERM CAP GAINS DIVIDEND - PRE 5/6/2003 ON 10,225.212 SHS COLUMBIA CONTRARIAN CORE AT 1.22639 PER SHARE EFFECTIVE 12/10/2019	12,540.10		
	SECURITY TOTAL	16,496.33	16,496.33	



Statement Period
Account Number

07/01/2019 through 06/30/2020
115150002130
**BENEFIT TRUST COMPANY
AS TRUSTEE FOR
CITY OF FOLSOM
PUBLIC ENTITY INVESTMENT TRUST**

Schedule Of Income

DATE	DESCRIPTION	CASH RECEIVED	INCOME EARNED	MARKET / COST BASIS
	OAKMARK SELECT FUND-INSTITUTIONAL			
12/16/2019	DIVIDEND ON 8,430.775 SHS OAKMARK SELECT FUND-INSTITUTIONAL AT .3684 PER SHARE EFFECTIVE 12/12/2019	3,105.90		
	SECURITY TOTAL	3,105.90	3,105.90	
	OAKMARK INTERNATIONAL INST.			
12/16/2019	DIVIDEND ON 5,690.226 SHS OAKMARK INTERNATIONAL INST. AT .5004 PER SHARE EFFECTIVE 12/12/2019	2,847.39		
	SECURITY TOTAL	2,847.39	2,847.39	
	HARTFORD FUNDS MIDCAP CLASS Y			
12/12/2019	LONG TERM CAP GAINS DIVIDEND - PRE 5/6/2003 ON 5,619.93 SHS HARTFORD FUNDS MIDCAP CLASS Y AT 1.627601 PER SHARE EFFECTIVE 12/10/2019	9,147.00		
	SECURITY TOTAL	9,147.00	9,147.00	
	JOHN HANCOCK INTERNATIONAL GROWTH R6			
12/17/2019	DIVIDEND ON 7,341.366 SHS JOHN HANCOCK INTERNATIONAL GROWTH R6 AT .22841 PER SHARE EFFECTIVE 12/13/2019	1,676.84		
	SECURITY TOTAL	1,676.84	1,676.84	
	UNDISCOVERED MANAGERS BEHAVIORAL VALUE R6			
12/16/2019	SHORT TERM CAPITAL GAINS DIVIDEND ON 3,304.488 SHS UNDISCOVERED MANAGERS BEHAVIORAL VALUE R6 AT .16014 PER SHARE EFFECTIVE 12/12/2019	529.18		



Statement Period
Account Number

07/01/2019 through 06/30/2020
115150002130
BENEFIT TRUST COMPANY
AS TRUSTEE FOR
CITY OF FOLSOM
PUBLIC ENTITY INVESTMENT TRUST

Schedule Of Income

DATE	DESCRIPTION	CASH RECEIVED	INCOME EARNED	MARKET / COST BASIS
12/16/2019	LONG TERM CAP GAINS DIVIDEND - PRE 5/6/2003 ON 3,304.488 SHS UNDISCOVERED MANAGERS BEHAVIORAL VALUE R6 AT 2.46423 PER SHARE EFFECTIVE 12/12/2019	8,143.02		
12/23/2019	DIVIDEND ON 3,442.779 SHS UNDISCOVERED MANAGERS BEHAVIORAL VALUE R6 AT .56244 PER SHARE EFFECTIVE 12/19/2019	1,936.36		
06/30/2020	LONG TERM CAP GAINS DIVIDEND - PRE 5/6/2003 ON 3,597.438 SHS UNDISCOVERED MANAGERS BEHAVIORAL VALUE R6 AT .05646 PER SHARE EFFECTIVE 06/25/2020	203.11		
	SECURITY TOTAL	10,811.67	10,811.67	
	TOTAL MUTUAL FUND - DOMESTIC EQUITY	61,959.52	61,959.52	
	MUTUAL FUND - INTERNATIONAL EQUITY			
	GOLDMAN SACHS TR II GQG PARTNRS R6			
12/20/2019	DIVIDEND ON 9,447.16 SHS GOLDMAN SACHS TR II GQG PARTNRS R6 AT .1034 PER SHARE EFFECTIVE 12/18/2019	976.84		
	SECURITY TOTAL	976.84	976.84	
	HARTFORD INTERNATIONAL VALUE - Y			
12/31/2019	DIVIDEND ON 13,859.336 SHS HARTFORD INTERNATIONAL VALUE - Y AT .47015 PER SHARE EFFECTIVE 12/27/2019	6,515.97		
	SECURITY TOTAL	6,515.97	6,515.97	
	AMERICAN FUNDS NEW PERSPECTIVE F2			



Statement Period
Account Number

07/01/2019 through 06/30/2020
115150002130
**BENEFIT TRUST COMPANY
AS TRUSTEE FOR
CITY OF FOLSOM
PUBLIC ENTITY INVESTMENT TRUST**

Schedule Of Income

DATE	DESCRIPTION	CASH RECEIVED	INCOME EARNED	MARKET / COST BASIS
12/24/2019	DIVIDEND ON 3,044.544 SHS AMERICAN FUNDS NEW PERSPECTIVE F2 AT .5766 PER SHARE EFFECTIVE 12/20/2019	1,755.48		
12/24/2019	LONG TERM CAP GAINS DIVIDEND - PRE 5/6/2003 ON 3,044.544 SHS AMERICAN FUNDS NEW PERSPECTIVE F2 AT 1.2582 PER SHARE EFFECTIVE 12/20/2019	3,830.65		
	SECURITY TOTAL	5,586.13	5,586.13	
	AMERICAN FUNDS NEW WORLD F2			
12/24/2019	DIVIDEND ON 1,508.327 SHS AMERICAN FUNDS NEW WORLD F2 AT .942 PER SHARE EFFECTIVE 12/20/2019	1,420.84		
12/24/2019	LONG TERM CAP GAINS DIVIDEND - PRE 5/6/2003 ON 1,508.327 SHS AMERICAN FUNDS NEW WORLD F2 AT 1.8383 PER SHARE EFFECTIVE 12/20/2019	2,772.76		
	SECURITY TOTAL	4,193.60	4,193.60	
	TOTAL MUTUAL FUND - INTERNATIONAL EQUITY	17,272.54	17,272.54	
	MUTUAL FUND - REAL ESTATE			
	COHEN AND STEERS REAL ESTATE SECURITIES - Z			
10/02/2019	DIVIDEND ON 9,598.104 SHS COHEN AND STEERS REAL ESTATE SECURITIES - Z AT 0.11 PER SHARE EFFECTIVE 09/30/2019	1,215.46		
11/07/2019	SHORT TERM CAPITAL GAINS DIVIDEND ON 19,906.869 SHS COHEN AND STEERS REAL ESTATE SECURITIES - Z AT 0.28 PER SHARE EFFECTIVE 11/05/2019	2,706.47		



Statement Period
Account Number

07/01/2019 through 06/30/2020
115150002130
BENEFIT TRUST COMPANY
AS TRUSTEE FOR
CITY OF FOLSOM
PUBLIC ENTITY INVESTMENT TRUST

Schedule Of Income

DATE	DESCRIPTION	CASH RECEIVED	INCOME EARNED	MARKET / COST BASIS
11/07/2019	LONG TERM CAP GAINS DIVIDEND - PRE 5/6/2003 ON 19,906.869 SHS COHEN AND STEERS REAL ESTATE SECURITIES - Z AT .105 PER SHARE EFFECTIVE 11/05/2019	1,014.93		
12/20/2019	DIVIDEND ON 20,121.68 SHS COHEN AND STEERS REAL ESTATE SECURITIES - Z AT .114 PER SHARE EFFECTIVE 12/18/2019	2,293.87		
04/02/2020	DIVIDEND ON 20,398.861 SHS COHEN AND STEERS REAL ESTATE SECURITIES - Z AT .111 PER SHARE EFFECTIVE 03/31/2020	2,264.27		
07/02/2020	DIVIDEND ON 20,570.008 SHS COHEN AND STEERS REAL ESTATE SECURITIES - Z AT .103 PER SHARE EFFECTIVE 06/29/2020	2,118.71		
07/02/2020	LONG TERM CAP GAINS DIVIDEND - PRE 5/6/2003 ON 20,570.008 SHS COHEN AND STEERS REAL ESTATE SECURITIES - Z AT .375 PER SHARE EFFECTIVE 06/29/2020	7,713.75		
	SECURITY TOTAL	19,327.46	19,327.46	
	PRUDENTIAL FUNDS GLOBAL REAL ESTATE CL Q			
07/22/2019	DIVIDEND ON 5,618.202 SHS PRUDENTIAL FUNDS GLOBAL REAL ESTATE CL Q AT .17947 PER SHARE EFFECTIVE 07/19/2019	1,008.30		
10/21/2019	DIVIDEND ON 5,174.073 SHS PRUDENTIAL FUNDS GLOBAL REAL ESTATE CL Q AT .0918 PER SHARE EFFECTIVE 10/18/2019	474.98		
12/20/2019	DIVIDEND ON 5,162.787 SHS PRUDENTIAL FUNDS GLOBAL REAL ESTATE CL Q AT .9626 PER SHARE EFFECTIVE 12/19/2019	4,969.70		



Statement Period
Account Number

07/01/2019 through 06/30/2020
115150002130
**BENEFIT TRUST COMPANY
AS TRUSTEE FOR
CITY OF FOLSOM
PUBLIC ENTITY INVESTMENT TRUST**

Schedule Of Income

DATE	DESCRIPTION	CASH RECEIVED	INCOME EARNED	MARKET / COST BASIS
12/20/2019	SHORT TERM CAPITAL GAINS DIVIDEND ON 5,162.787 SHS PRUDENTIAL FUNDS GLOBAL REAL ESTATE CL Q AT .5119 PER SHARE EFFECTIVE 12/19/2019	2,642.83		
12/20/2019	LONG TERM CAP GAINS DIVIDEND - PRE 5/6/2003 ON 5,162.787 SHS PRUDENTIAL FUNDS GLOBAL REAL ESTATE CL Q AT 1.47787 PER SHARE EFFECTIVE 12/19/2019	7,629.93		
04/20/2020	DIVIDEND ON 5,922.673 SHS PRUDENTIAL FUNDS GLOBAL REAL ESTATE CL Q AT .09412 PER SHARE EFFECTIVE 04/16/2020	557.44		
	SECURITY TOTAL	17,283.18	17,283.18	
	TOTAL MUTUAL FUND - REAL ESTATE	36,610.64	36,610.64	
	TOTAL DIVIDENDS	275,685.53	275,685.53	
	TOTAL INCOME	275,685.53	275,685.53	



Statement Period
Account Number

07/01/2019 through 06/30/2020
115150002130
**BENEFIT TRUST COMPANY
AS TRUSTEE FOR
CITY OF FOLSOM
PUBLIC ENTITY INVESTMENT TRUST**

Schedule Of Other Additions

DATE	DESCRIPTION	CASH
07/05/2019	RECEIVED FROM CITY OF FOLSOM EFFECTIVE 07/03/2019	500,000.00
TOTAL OTHER ADDITIONS		500,000.00



Statement Period	07/01/2019 through 06/30/2020
Account Number	115150002130
	BENEFIT TRUST COMPANY
	AS TRUSTEE FOR
	CITY OF FOLSOM
	PUBLIC ENTITY INVESTMENT TRUST

Schedule Of Other Disbursements And Reductions

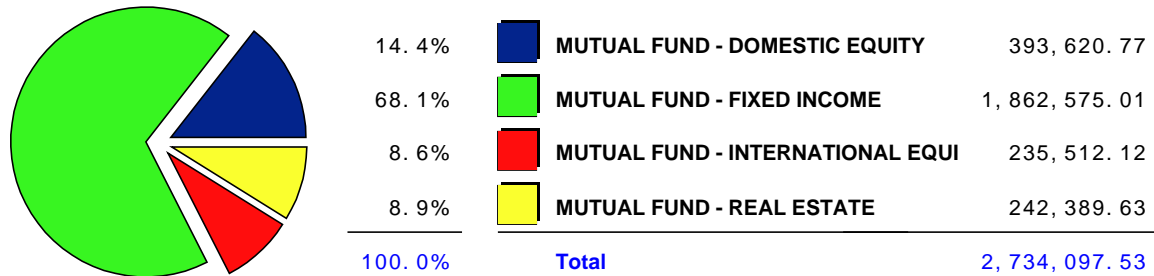
DATE	DESCRIPTION	CASH	IN-KIND @ MKT/ COST	GAIN OR LOSS (-) MARKET / COST
11/26/2019	DELIVERED .019 SHS LEGG MASON BW ALTERNATIVE CREDIT TRADE DATE 11/25/2019 RESIDUAL BALANCE LEFT FROM REBALANCE		0.20 0.20	0.00 0.00
TOTAL OTHER DISBURSEMENTS AND REDUCTIONS			0.20 0.20	0.00 0.00



Statement Period
Account Number

07/01/2019 through 06/30/2020
115150002130
**BENEFIT TRUST COMPANY
AS TRUSTEE FOR
CITY OF FOLSOM
PUBLIC ENTITY INVESTMENT TRUST**

Schedule Of Purchases
Purchase Allocation



Purchase Schedule

TRADE DATE	SETTLMT DATE	DESCRIPTION	UNITS	AVG COST
MUTUAL FUND - FIXED INCOME				
BLACKROCK TOTAL RETURN - K				
07/05/2019	07/08/2019	PURCHASED 3,395.586 SHS BLACKROCK TOTAL RETURN - K ON 07/05/2019 AT 11.78	3,395.586	40,000.00
07/31/2019	08/01/2019	PURCHASED 135.152 SHS BLACKROCK TOTAL RETURN - K ON 07/31/2019 AT 11.81 FOR REINVESTMENT	135.152	1,596.14
08/30/2019	09/03/2019	PURCHASED 122.3 SHS BLACKROCK TOTAL RETURN - K ON 08/30/2019 AT 12.05 FOR REINVESTMENT	122.3	1,473.72
09/30/2019	10/01/2019	PURCHASED 125.215 SHS BLACKROCK TOTAL RETURN - K ON 09/30/2019 AT 11.95 FOR REINVESTMENT	125.215	1,496.32



Statement Period
Account Number

07/01/2019 through 06/30/2020
115150002130
**BENEFIT TRUST COMPANY
AS TRUSTEE FOR
CITY OF FOLSOM
PUBLIC ENTITY INVESTMENT TRUST**

Schedule Of Purchases

TRADE DATE	SETTLMT DATE	DESCRIPTION	UNITS	AVG COST
10/31/2019	11/04/2019	PURCHASED 113.667 SHS BLACKROCK TOTAL RETURN - K ON 10/31/2019 AT 11.96 FOR REINVESTMENT	113.667	1,359.46
11/05/2019	11/06/2019	PURCHASED 20,232.828 SHS BLACKROCK TOTAL RETURN - K ON 11/05/2019 AT 11.88	20,232.828	240,366.00
11/29/2019	12/02/2019	PURCHASED 152.783 SHS BLACKROCK TOTAL RETURN - K ON 11/29/2019 AT 11.93 FOR REINVESTMENT	152.783	1,822.70
12/03/2019	12/04/2019	PURCHASED 1.46 SHS BLACKROCK TOTAL RETURN - K ON 12/03/2019 AT 11.95	1.46	17.45
12/31/2019	01/02/2020	PURCHASED 174.524 SHS BLACKROCK TOTAL RETURN - K ON 12/31/2019 AT 11.93 FOR REINVESTMENT	174.524	2,082.07
01/31/2020	02/03/2020	PURCHASED 147.897 SHS BLACKROCK TOTAL RETURN - K ON 01/31/2020 AT 12.12 FOR REINVESTMENT	147.897	1,792.51
02/06/2020	02/07/2020	PURCHASED 1,568.473 SHS BLACKROCK TOTAL RETURN - K ON 02/06/2020 AT 12.08	1,568.473	18,947.15
02/28/2020	03/02/2020	PURCHASED 138.635 SHS BLACKROCK TOTAL RETURN - K ON 02/28/2020 AT 12.28 FOR REINVESTMENT	138.635	1,702.44
03/31/2020	04/01/2020	PURCHASED 182.563 SHS BLACKROCK TOTAL RETURN - K ON 03/31/2020 AT 11.79 FOR REINVESTMENT	182.563	2,152.42
04/30/2020	05/01/2020	PURCHASED 164.445 SHS BLACKROCK TOTAL RETURN - K ON 04/30/2020 AT 12.10 FOR REINVESTMENT	164.445	1,989.79
05/29/2020	06/01/2020	PURCHASED 115.909 SHS BLACKROCK TOTAL RETURN - K ON 05/29/2020 AT 12.26 FOR REINVESTMENT	115.909	1,421.04



Statement Period
Account Number

07/01/2019 through 06/30/2020
115150002130
BENEFIT TRUST COMPANY
AS TRUSTEE FOR
CITY OF FOLSOM
PUBLIC ENTITY INVESTMENT TRUST

Schedule Of Purchases

TRADE DATE	SETTLMT DATE	DESCRIPTION	UNITS	AVG COST
06/30/2020	07/01/2020	PURCHASED 87.22 SHS BLACKROCK TOTAL RETURN - K ON 06/30/2020 AT 12.39 FOR REINVESTMENT	87.22	1,080.65
TOTAL			26,858.657	319,299.86
GUGGENHEIM INVESTMENTS MACRO OPPORTUNITIES INST.				
07/05/2019	07/08/2019	PURCHASED 1,542.02 SHS GUGGENHEIM INVESTMENTS MACRO OPPORTUNITIES INST. ON 07/05/2019 AT 25.94	1,542.02	40,000.00
07/31/2019	08/01/2019	PURCHASED 63.465 SHS GUGGENHEIM INVESTMENTS MACRO OPPORTUNITIES INST. ON 07/31/2019 AT 25.91 FOR REINVESTMENT	63.465	1,644.37
08/30/2019	09/03/2019	PURCHASED 55.873 SHS GUGGENHEIM INVESTMENTS MACRO OPPORTUNITIES INST. ON 08/30/2019 AT 25.92 FOR REINVESTMENT	55.873	1,448.23
09/30/2019	10/01/2019	PURCHASED 495.47 SHS GUGGENHEIM INVESTMENTS MACRO OPPORTUNITIES INST. ON 09/30/2019 AT 25.85	495.47	12,807.89
09/30/2019	10/02/2019	PURCHASED 53.335 SHS GUGGENHEIM INVESTMENTS MACRO OPPORTUNITIES INST. ON 09/30/2019 AT 25.85 FOR REINVESTMENT	53.335	1,378.72
10/31/2019	11/04/2019	PURCHASED 69.104 SHS GUGGENHEIM INVESTMENTS MACRO OPPORTUNITIES INST. ON 10/31/2019 AT 25.79 FOR REINVESTMENT	69.104	1,782.20
TOTAL			2,279.267	59,061.41



Statement Period
Account Number

07/01/2019 through 06/30/2020
115150002130
**BENEFIT TRUST COMPANY
AS TRUSTEE FOR
CITY OF FOLSOM
PUBLIC ENTITY INVESTMENT TRUST**

Schedule Of Purchases

TRADE DATE	SETTLMT DATE	DESCRIPTION	UNITS	AVG COST
GUGGENHEIM INVESTMENTS INVESTMENT GRADE BOND FUND				
07/05/2019	07/08/2019	PURCHASED 2,139.037 SHS GUGGENHEIM INVESTMENTS INVESTMENT GRADE BOND FUND ON 07/05/2019 AT 18.70	2,139.037	40,000.00
07/31/2019	08/01/2019	PURCHASED 65.386 SHS GUGGENHEIM INVESTMENTS INVESTMENT GRADE BOND FUND ON 07/31/2019 AT 18.70 FOR REINVESTMENT	65.386	1,222.71
08/30/2019	09/03/2019	PURCHASED 66.698 SHS GUGGENHEIM INVESTMENTS INVESTMENT GRADE BOND FUND ON 08/30/2019 AT 19.04 FOR REINVESTMENT	66.698	1,269.93
09/30/2019	10/02/2019	PURCHASED 61.383 SHS GUGGENHEIM INVESTMENTS INVESTMENT GRADE BOND FUND ON 09/30/2019 AT 18.91 FOR REINVESTMENT	61.383	1,160.76
10/31/2019	11/04/2019	PURCHASED 58.495 SHS GUGGENHEIM INVESTMENTS INVESTMENT GRADE BOND FUND ON 10/31/2019 AT 18.89 FOR REINVESTMENT	58.495	1,104.97
11/05/2019	11/06/2019	PURCHASED 12,971.067 SHS GUGGENHEIM INVESTMENTS INVESTMENT GRADE BOND FUND ON 11/05/2019 AT 18.74	12,971.067	243,077.80
11/29/2019	12/02/2019	PURCHASED 69.116 SHS GUGGENHEIM INVESTMENTS INVESTMENT GRADE BOND FUND ON 11/29/2019 AT 18.81 FOR REINVESTMENT	69.116	1,300.07
12/03/2019	12/04/2019	PURCHASED .925 SHS GUGGENHEIM INVESTMENTS INVESTMENT GRADE BOND FUND ON 12/03/2019 AT 18.86	.925	17.45
12/31/2019	01/02/2020	PURCHASED 69.187 SHS GUGGENHEIM INVESTMENTS INVESTMENT GRADE BOND FUND ON 12/31/2019 AT 18.69 FOR REINVESTMENT	69.187	1,293.10



Statement Period
Account Number

07/01/2019 through 06/30/2020
115150002130
BENEFIT TRUST COMPANY
AS TRUSTEE FOR
CITY OF FOLSOM
PUBLIC ENTITY INVESTMENT TRUST

Schedule Of Purchases

TRADE DATE	SETTLMT DATE	DESCRIPTION	UNITS	AVG COST
01/31/2020	02/03/2020	PURCHASED 75.801 SHS GUGGENHEIM INVESTMENTS INVESTMENT GRADE BOND FUND ON 01/31/2020 AT 19.05 FOR REINVESTMENT	75.801	1,444.00
02/06/2020	02/07/2020	PURCHASED 1,351.741 SHS GUGGENHEIM INVESTMENTS INVESTMENT GRADE BOND FUND ON 02/06/2020 AT 18.93	1,351.741	25,588.45
02/28/2020	03/02/2020	PURCHASED 68.54 SHS GUGGENHEIM INVESTMENTS INVESTMENT GRADE BOND FUND ON 02/28/2020 AT 19.35 FOR REINVESTMENT	68.54	1,326.24
03/31/2020	04/01/2020	PURCHASED 88.171 SHS GUGGENHEIM INVESTMENTS INVESTMENT GRADE BOND FUND ON 03/31/2020 AT 19.19 FOR REINVESTMENT	88.171	1,692.00
04/30/2020	05/01/2020	PURCHASED 87.993 SHS GUGGENHEIM INVESTMENTS INVESTMENT GRADE BOND FUND ON 04/30/2020 AT 19.51 FOR REINVESTMENT	87.993	1,716.74
05/29/2020	06/01/2020	PURCHASED 102.285 SHS GUGGENHEIM INVESTMENTS INVESTMENT GRADE BOND FUND ON 05/29/2020 AT 19.80 FOR REINVESTMENT	102.285	2,025.24
06/30/2020	07/01/2020	PURCHASED 99.615 SHS GUGGENHEIM INVESTMENTS INVESTMENT GRADE BOND FUND ON 06/30/2020 AT 20.11 FOR REINVESTMENT	99.615	2,003.25
TOTAL			17,375.44	326,242.71
HARTFORD WORLD BOND - Y				
07/05/2019	07/08/2019	PURCHASED 1,851.852 SHS HARTFORD WORLD BOND - Y ON 07/05/2019 AT 10.80	1,851.852	20,000.00
09/27/2019	10/01/2019	PURCHASED 71.107 SHS HARTFORD WORLD BOND - Y ON 09/27/2019 AT 10.88 FOR REINVESTMENT	71.107	773.64



Statement Period
Account Number

07/01/2019 through 06/30/2020
115150002130
**BENEFIT TRUST COMPANY
AS TRUSTEE FOR
CITY OF FOLSOM
PUBLIC ENTITY INVESTMENT TRUST**

Schedule Of Purchases

TRADE DATE	SETTLMT DATE	DESCRIPTION	UNITS	AVG COST
12/03/2019	12/04/2019	PURCHASED .359 SHS HARTFORD WORLD BOND - Y ON 12/03/2019 AT 10.81	.359	3.88
12/17/2019	12/19/2019	PURCHASED 73.59 SHS HARTFORD WORLD BOND - Y ON 12/17/2019 AT 10.76 FOR REINVESTMENT	73.59	791.83
12/27/2019	12/31/2019	PURCHASED 273.853 SHS HARTFORD WORLD BOND - Y ON 12/27/2019 AT 10.59 FOR REINVESTMENT	273.853	2,900.10
02/06/2020	02/07/2020	PURCHASED 826.72 SHS HARTFORD WORLD BOND - Y ON 02/06/2020 AT 10.55	826.72	8,721.90
TOTAL			3,097.481	33,191.35
LEGG MASON BW GLOBAL OPPORTUNITIES BOND IS				
07/05/2019	07/08/2019	PURCHASED 1,439.539 SHS LEGG MASON BW GLOBAL OPPORTUNITIES BOND IS ON 07/05/2019 AT 10.42	1,439.539	15,000.00
09/30/2019	10/01/2019	PURCHASED 460.164 SHS LEGG MASON BW GLOBAL OPPORTUNITIES BOND IS ON 09/30/2019 AT 10.22	460.164	4,702.88
09/30/2019	10/01/2019	PURCHASED 69.085 SHS LEGG MASON BW GLOBAL OPPORTUNITIES BOND IS ON 09/30/2019 AT 10.22 FOR REINVESTMENT	69.085	706.05
TOTAL			1,968.788	20,408.93
LEGG MASON BW ALTERNATIVE CREDIT				
07/05/2019	07/08/2019	PURCHASED 1,435.407 SHS LEGG MASON BW ALTERNATIVE CREDIT ON 07/05/2019 AT 10.45	1,435.407	15,000.00
09/30/2019	10/01/2019	PURCHASED 83.719 SHS LEGG MASON BW ALTERNATIVE CREDIT ON 09/30/2019 AT 10.54 FOR REINVESTMENT	83.719	882.40



Statement Period
Account Number

07/01/2019 through 06/30/2020
115150002130
**BENEFIT TRUST COMPANY
AS TRUSTEE FOR
CITY OF FOLSOM
PUBLIC ENTITY INVESTMENT TRUST**

Schedule Of Purchases

TRADE DATE	SETTLMT DATE	DESCRIPTION	UNITS	AVG COST
TOTAL			1,519.126	15,882.40
PRUDENTIAL GBL TOTL RTRN FD INC PGIM TTL R6				
11/05/2019	11/06/2019	PURCHASED 24,903.912 SHS PRUDENTIAL GBL TOTL RTRN FD INC PGIM TTL R6 ON 11/05/2019 AT 7.08	24,903.912	176,319.70
11/12/2019	11/13/2019	PURCHASED 1.832 SHS PRUDENTIAL GBL TOTL RTRN FD INC PGIM TTL R6 ON 11/12/2019 AT 7.03	1.832	12.88
11/21/2019	11/22/2019	PURCHASED .733 SHS PRUDENTIAL GBL TOTL RTRN FD INC PGIM TTL R6 ON 11/21/2019 AT 7.08	.733	5.19
11/25/2019	11/26/2019	PURCHASED .72 SHS PRUDENTIAL GBL TOTL RTRN FD INC PGIM TTL R6 ON 11/25/2019 AT 7.08	.72	5.10
11/29/2019	12/02/2019	PURCHASED 62.782 SHS PRUDENTIAL GBL TOTL RTRN FD INC PGIM TTL R6 ON 11/29/2019 AT 7.08 FOR REINVESTMENT	62.782	444.50
12/03/2019	12/04/2019	PURCHASED .546 SHS PRUDENTIAL GBL TOTL RTRN FD INC PGIM TTL R6 ON 12/03/2019 AT 7.10	.546	3.88
12/18/2019	12/19/2019	PURCHASED 204.202 SHS PRUDENTIAL GBL TOTL RTRN FD INC PGIM TTL R6 ON 12/18/2019 AT 6.92 FOR REINVESTMENT	204.202	1,413.08
12/18/2019	12/19/2019	PURCHASED 416.958 SHS PRUDENTIAL GBL TOTL RTRN FD INC PGIM TTL R6 ON 12/18/2019 AT 6.92 FOR REINVESTMENT	416.958	2,885.35
12/31/2019	01/02/2020	PURCHASED 76.151 SHS PRUDENTIAL GBL TOTL RTRN FD INC PGIM TTL R6 ON 12/31/2019 AT 6.95 FOR REINVESTMENT	76.151	529.25



Statement Period
Account Number

07/01/2019 through 06/30/2020
115150002130
**BENEFIT TRUST COMPANY
AS TRUSTEE FOR
CITY OF FOLSOM
PUBLIC ENTITY INVESTMENT TRUST**

Schedule Of Purchases

TRADE DATE	SETTLMT DATE	DESCRIPTION	UNITS	AVG COST
01/31/2020	02/03/2020	PURCHASED 82.524 SHS PRUDENTIAL GBL TOTL RTRN FD INC PGIM TTL R6 ON 01/31/2020 AT 7.06 FOR REINVESTMENT	82.524	582.62
02/06/2020	02/07/2020	PURCHASED 565.296 SHS PRUDENTIAL GBL TOTL RTRN FD INC PGIM TTL R6 ON 02/06/2020 AT 7.00	565.296	3,957.07
02/07/2020	02/10/2020	PURCHASED 26,241.108 SHS PRUDENTIAL GBL TOTL RTRN FD INC PGIM TTL R6 ON 02/07/2020 AT 7.02	26,241.108	184,212.58
02/18/2020	02/19/2020	PURCHASED .751 SHS PRUDENTIAL GBL TOTL RTRN FD INC PGIM TTL R6 ON 02/18/2020 AT 7.02	.751	5.27
02/28/2020	03/02/2020	PURCHASED 99.839 SHS PRUDENTIAL GBL TOTL RTRN FD INC PGIM TTL R6 ON 02/28/2020 AT 7.07 FOR REINVESTMENT	99.839	705.86
03/31/2020	04/01/2020	PURCHASED 187.327 SHS PRUDENTIAL GBL TOTL RTRN FD INC PGIM TTL R6 ON 03/31/2020 AT 6.40 FOR REINVESTMENT	187.327	1,198.89
04/30/2020	05/01/2020	PURCHASED 172.099 SHS PRUDENTIAL GBL TOTL RTRN FD INC PGIM TTL R6 ON 04/30/2020 AT 6.58 FOR REINVESTMENT	172.099	1,132.41
05/29/2020	06/01/2020	PURCHASED 180.642 SHS PRUDENTIAL GBL TOTL RTRN FD INC PGIM TTL R6 ON 05/29/2020 AT 6.76 FOR REINVESTMENT	180.642	1,221.14
06/30/2020	07/01/2020	PURCHASED 168.359 SHS PRUDENTIAL GBL TOTL RTRN FD INC PGIM TTL R6 ON 06/30/2020 AT 6.86 FOR REINVESTMENT	168.359	1,154.94
TOTAL			53,365.781	375,789.71



Statement Period
Account Number

07/01/2019 through 06/30/2020
115150002130
**BENEFIT TRUST COMPANY
AS TRUSTEE FOR
CITY OF FOLSOM
PUBLIC ENTITY INVESTMENT TRUST**

Schedule Of Purchases

TRADE DATE	SETTLMT DATE	DESCRIPTION	UNITS	AVG COST
		PRUDENTIAL FUNDS TOTAL RETURN BOND CL Q		
07/05/2019	07/08/2019	PURCHASED 2,711.864 SHS PRUDENTIAL FUNDS TOTAL RETURN BOND CL Q ON 07/05/2019 AT 14.75	2,711.864	40,000.00
07/31/2019	08/01/2019	PURCHASED 111.172 SHS PRUDENTIAL FUNDS TOTAL RETURN BOND CL Q ON 07/31/2019 AT 14.77 FOR REINVESTMENT	111.172	1,642.01
08/30/2019	09/03/2019	PURCHASED 115.303 SHS PRUDENTIAL FUNDS TOTAL RETURN BOND CL Q ON 08/30/2019 AT 15.11 FOR REINVESTMENT	115.303	1,742.23
09/30/2019	10/01/2019	PURCHASED 98.034 SHS PRUDENTIAL FUNDS TOTAL RETURN BOND CL Q ON 09/30/2019 AT 15.03 FOR REINVESTMENT	98.034	1,473.45
10/31/2019	11/04/2019	PURCHASED 98.242 SHS PRUDENTIAL FUNDS TOTAL RETURN BOND CL Q ON 10/31/2019 AT 15.02 FOR REINVESTMENT	98.242	1,475.60
11/05/2019	11/06/2019	PURCHASED 16,179.31 SHS PRUDENTIAL FUNDS TOTAL RETURN BOND CL Q ON 11/05/2019 AT 14.90	16,179.31	241,071.72
11/29/2019	12/02/2019	PURCHASED 138.209 SHS PRUDENTIAL FUNDS TOTAL RETURN BOND CL Q ON 11/29/2019 AT 14.99 FOR REINVESTMENT	138.209	2,071.76
12/03/2019	12/04/2019	PURCHASED 1.162 SHS PRUDENTIAL FUNDS TOTAL RETURN BOND CL Q ON 12/03/2019 AT 15.03	1.162	17.46
12/18/2019	12/19/2019	PURCHASED 948.94 SHS PRUDENTIAL FUNDS TOTAL RETURN BOND CL Q ON 12/18/2019 AT 14.43 FOR REINVESTMENT	948.94	13,693.21



Statement Period
Account Number

07/01/2019 through 06/30/2020
115150002130
**BENEFIT TRUST COMPANY
AS TRUSTEE FOR
CITY OF FOLSOM
PUBLIC ENTITY INVESTMENT TRUST**

Schedule Of Purchases

TRADE DATE	SETTLMT DATE	DESCRIPTION	UNITS	AVG COST
12/18/2019	12/19/2019	PURCHASED 909.276 SHS PRUDENTIAL FUNDS TOTAL RETURN BOND CL Q ON 12/18/2019 AT 14.43 FOR REINVESTMENT	909.276	13,120.85
12/23/2019	12/24/2019	PURCHASED 144.063 SHS PRUDENTIAL FUNDS TOTAL RETURN BOND CL Q ON 12/23/2019 AT 14.40 FOR REINVESTMENT	144.063	2,074.51
12/31/2019	01/02/2020	PURCHASED 144.802 SHS PRUDENTIAL FUNDS TOTAL RETURN BOND CL Q ON 12/31/2019 AT 14.42 FOR REINVESTMENT	144.802	2,088.05
01/31/2020	02/03/2020	PURCHASED 143.239 SHS PRUDENTIAL FUNDS TOTAL RETURN BOND CL Q ON 01/31/2020 AT 14.74 FOR REINVESTMENT	143.239	2,111.35
02/06/2020	02/07/2020	PURCHASED 1,049.795 SHS PRUDENTIAL FUNDS TOTAL RETURN BOND CL Q ON 02/06/2020 AT 14.67	1,049.795	15,400.49
02/28/2020	03/02/2020	PURCHASED 135.247 SHS PRUDENTIAL FUNDS TOTAL RETURN BOND CL Q ON 02/28/2020 AT 14.91 FOR REINVESTMENT	135.247	2,016.53
03/31/2020	04/01/2020	PURCHASED 166.856 SHS PRUDENTIAL FUNDS TOTAL RETURN BOND CL Q ON 03/31/2020 AT 13.90 FOR REINVESTMENT	166.856	2,319.30
04/30/2020	05/01/2020	PURCHASED 158.343 SHS PRUDENTIAL FUNDS TOTAL RETURN BOND CL Q ON 04/30/2020 AT 14.26 FOR REINVESTMENT	158.343	2,257.97
05/29/2020	06/01/2020	PURCHASED 161.59 SHS PRUDENTIAL FUNDS TOTAL RETURN BOND CL Q ON 05/29/2020 AT 14.51 FOR REINVESTMENT	161.59	2,344.67



Statement Period
Account Number

07/01/2019 through 06/30/2020
115150002130
**BENEFIT TRUST COMPANY
AS TRUSTEE FOR
CITY OF FOLSOM
PUBLIC ENTITY INVESTMENT TRUST**

Schedule Of Purchases

TRADE DATE	SETTLMT DATE	DESCRIPTION	UNITS	AVG COST
06/30/2020	07/01/2020	PURCHASED 152.168 SHS PRUDENTIAL FUNDS TOTAL RETURN BOND CL Q ON 06/30/2020 AT 14.72 FOR REINVESTMENT	152.168	2,239.91
TOTAL			23,567.615	349,161.07
THORNBURG INVESTMENT INCOME BUILDER R6				
07/05/2019	07/08/2019	PURCHASED 915.648 SHS THORNBURG INVESTMENT INCOME BUILDER R6 ON 07/05/2019 AT 21.84	915.648	19,997.75
09/20/2019	09/24/2019	PURCHASED 156.21 SHS THORNBURG INVESTMENT INCOME BUILDER R6 ON 09/20/2019 AT 21.85 FOR REINVESTMENT	156.21	3,413.19
12/03/2019	12/04/2019	PURCHASED .212 SHS THORNBURG INVESTMENT INCOME BUILDER R6 ON 12/03/2019 AT 21.93	.212	4.65
12/27/2019	12/31/2019	PURCHASED 150.125 SHS THORNBURG INVESTMENT INCOME BUILDER R6 ON 12/27/2019 AT 22.80 FOR REINVESTMENT	150.125	3,422.86
02/06/2020	02/07/2020	PURCHASED 169.076 SHS THORNBURG INVESTMENT INCOME BUILDER R6 ON 02/06/2020 AT 22.81	169.076	3,856.63
03/19/2020	03/23/2020	PURCHASED 129.767 SHS THORNBURG INVESTMENT INCOME BUILDER R6 ON 03/19/2020 AT 15.26 FOR REINVESTMENT	129.767	1,980.25
06/18/2020	06/22/2020	PURCHASED 107.796 SHS THORNBURG INVESTMENT INCOME BUILDER R6 ON 06/18/2020 AT 19.05 FOR REINVESTMENT	107.796	2,053.51
TOTAL			1,628.834	34,728.84



Statement Period
Account Number

07/01/2019 through 06/30/2020
115150002130
**BENEFIT TRUST COMPANY
AS TRUSTEE FOR
CITY OF FOLSOM
PUBLIC ENTITY INVESTMENT TRUST**

Schedule Of Purchases

TRADE DATE	SETTLMT DATE	DESCRIPTION	UNITS	AVG COST
WESTERN ASSET CORE PLUS BOND IS				
07/05/2019	07/08/2019	PURCHASED 3,361.345 SHS WESTERN ASSET CORE PLUS BOND IS ON 07/05/2019 AT 11.90	3,361.345	40,000.00
07/31/2019	08/01/2019	PURCHASED 143.374 SHS WESTERN ASSET CORE PLUS BOND IS ON 07/31/2019 AT 11.89 FOR REINVESTMENT	143.374	1,704.72
08/30/2019	09/03/2019	PURCHASED 145.435 SHS WESTERN ASSET CORE PLUS BOND IS ON 08/30/2019 AT 12.13 FOR REINVESTMENT	145.435	1,764.13
09/30/2019	10/01/2019	PURCHASED 127.168 SHS WESTERN ASSET CORE PLUS BOND IS ON 09/30/2019 AT 12.09 FOR REINVESTMENT	127.168	1,537.46
10/31/2019	11/04/2019	PURCHASED 121.107 SHS WESTERN ASSET CORE PLUS BOND IS ON 10/31/2019 AT 12.17 FOR REINVESTMENT	121.107	1,473.87
11/05/2019	11/06/2019	PURCHASED 19,672.81 SHS WESTERN ASSET CORE PLUS BOND IS ON 11/05/2019 AT 12.07	19,672.81	237,450.82
11/29/2019	12/02/2019	PURCHASED 304.569 SHS WESTERN ASSET CORE PLUS BOND IS ON 11/29/2019 AT 12.07 FOR REINVESTMENT	304.569	3,676.15
12/03/2019	12/04/2019	PURCHASED 1.44 SHS WESTERN ASSET CORE PLUS BOND IS ON 12/03/2019 AT 12.12	1.44	17.45
12/18/2019	12/19/2019	PURCHASED 603.509 SHS WESTERN ASSET CORE PLUS BOND IS ON 12/18/2019 AT 11.91 FOR REINVESTMENT	603.509	7,187.79



Statement Period
Account Number

07/01/2019 through 06/30/2020
115150002130
**BENEFIT TRUST COMPANY
AS TRUSTEE FOR
CITY OF FOLSOM
PUBLIC ENTITY INVESTMENT TRUST**

Schedule Of Purchases

TRADE DATE	SETTLMT DATE	DESCRIPTION	UNITS	AVG COST
12/18/2019	12/19/2019	PURCHASED 264.405 SHS WESTERN ASSET CORE PLUS BOND IS ON 12/18/2019 AT 11.91 FOR REINVESTMENT	264.405	3,149.06
12/31/2019	01/02/2020	PURCHASED 197.983 SHS WESTERN ASSET CORE PLUS BOND IS ON 12/31/2019 AT 11.96 FOR REINVESTMENT	197.983	2,367.88
01/31/2020	02/03/2020	PURCHASED 187.02 SHS WESTERN ASSET CORE PLUS BOND IS ON 01/31/2020 AT 12.14 FOR REINVESTMENT	187.02	2,270.42
02/06/2020	02/07/2020	PURCHASED 1,344.7 SHS WESTERN ASSET CORE PLUS BOND IS ON 02/06/2020 AT 12.12	1,344.7	16,297.77
02/28/2020	03/02/2020	PURCHASED 167.773 SHS WESTERN ASSET CORE PLUS BOND IS ON 02/28/2020 AT 12.20 FOR REINVESTMENT	167.773	2,046.83
03/31/2020	04/01/2020	PURCHASED 182.416 SHS WESTERN ASSET CORE PLUS BOND IS ON 03/31/2020 AT 11.60 FOR REINVESTMENT	182.416	2,116.03
04/30/2020	05/01/2020	PURCHASED 172.306 SHS WESTERN ASSET CORE PLUS BOND IS ON 04/30/2020 AT 11.94 FOR REINVESTMENT	172.306	2,057.33
05/29/2020	06/01/2020	PURCHASED 163.709 SHS WESTERN ASSET CORE PLUS BOND IS ON 05/29/2020 AT 12.17 FOR REINVESTMENT	163.709	1,992.34
06/30/2020	07/01/2020	PURCHASED 138.329 SHS WESTERN ASSET CORE PLUS BOND IS ON 06/30/2020 AT 12.28 FOR REINVESTMENT	138.329	1,698.68
TOTAL			27,299.398	328,808.73



Statement Period
Account Number

07/01/2019 through 06/30/2020
115150002130
**BENEFIT TRUST COMPANY
AS TRUSTEE FOR
CITY OF FOLSOM
PUBLIC ENTITY INVESTMENT TRUST**

Schedule Of Purchases

TRADE DATE	SETTLMT DATE	DESCRIPTION	UNITS	AVG COST
TOTAL MUTUAL FUND - FIXED INCOME			158,960.387	1,862,575.01
MUTUAL FUND - DOMESTIC EQUITY				
ALGER FUNDS SMALL CAP FOCUS Z				
07/05/2019	07/08/2019	PURCHASED 874.552 SHS ALGER FUNDS SMALL CAP FOCUS Z ON 07/05/2019 AT 22.87	874.552	20,001.00
09/30/2019	10/01/2019	PURCHASED 99.04 SHS ALGER FUNDS SMALL CAP FOCUS Z ON 09/30/2019 AT 20.95	99.04	2,074.88
11/05/2019	11/06/2019	PURCHASED 186.745 SHS ALGER FUNDS SMALL CAP FOCUS Z ON 11/05/2019 AT 20.99	186.745	3,919.77
12/03/2019	12/04/2019	PURCHASED .284 SHS ALGER FUNDS SMALL CAP FOCUS Z ON 12/03/2019 AT 21.85	.284	6.20
12/18/2019	12/19/2019	PURCHASED 162.323 SHS ALGER FUNDS SMALL CAP FOCUS Z ON 12/18/2019 AT 21.46 FOR REINVESTMENT	162.323	3,483.45
12/18/2019	12/19/2019	PURCHASED 191.619 SHS ALGER FUNDS SMALL CAP FOCUS Z ON 12/18/2019 AT 21.46 FOR REINVESTMENT	191.619	4,112.14
TOTAL			1,514.563	33,597.44
ALGER FUNDS FOCUS EQUITY FUND CL Y				
07/05/2019	07/08/2019	PURCHASED 785.791 SHS ALGER FUNDS FOCUS EQUITY FUND CL Y ON 07/05/2019 AT 38.18	785.791	30,001.50
12/03/2019	12/04/2019	PURCHASED .236 SHS ALGER FUNDS FOCUS EQUITY FUND CL Y ON 12/03/2019 AT 39.37	.236	9.30



Statement Period
Account Number

07/01/2019 through 06/30/2020
115150002130
BENEFIT TRUST COMPANY
AS TRUSTEE FOR
CITY OF FOLSOM
PUBLIC ENTITY INVESTMENT TRUST

Schedule Of Purchases

TRADE DATE	SETTLMT DATE	DESCRIPTION	UNITS	AVG COST
12/18/2019	12/19/2019	PURCHASED 36.009 SHS ALGER FUNDS FOCUS EQUITY FUND CL Y ON 12/18/2019 AT 39.66 FOR REINVESTMENT	36.009	1,428.13
12/18/2019	12/19/2019	PURCHASED 31.688 SHS ALGER FUNDS FOCUS EQUITY FUND CL Y ON 12/18/2019 AT 39.66 FOR REINVESTMENT	31.688	1,256.76
12/18/2019	12/19/2019	PURCHASED 178.745 SHS ALGER FUNDS FOCUS EQUITY FUND CL Y ON 12/18/2019 AT 39.66 FOR REINVESTMENT	178.745	7,089.04
TOTAL			1,032.469	39,784.73
BRANDES FUNDS INTERNATIONAL SMALL CAP R6				
07/05/2019	07/08/2019	PURCHASED 920.331 SHS BRANDES FUNDS INTERNATIONAL SMALL CAP R6 ON 07/05/2019 AT 10.87	920.331	10,004.00
09/30/2019	10/02/2019	PURCHASED 49.112 SHS BRANDES FUNDS INTERNATIONAL SMALL CAP R6 ON 09/30/2019 AT 10.28 FOR REINVESTMENT	49.112	504.87
TOTAL			969.443	10,508.87
COLUMBIA CONTRARIAN CORE				
07/05/2019	07/08/2019	PURCHASED 753.144 SHS COLUMBIA CONTRARIAN CORE ON 07/05/2019 AT 26.56	753.144	20,003.50
12/03/2019	12/04/2019	PURCHASED .224 SHS COLUMBIA CONTRARIAN CORE ON 12/03/2019 AT 27.65	.224	6.20
12/10/2019	12/12/2019	PURCHASED 125.742 SHS COLUMBIA CONTRARIAN CORE ON 12/10/2019 AT 26.41 FOR REINVESTMENT	125.742	3,320.84



Statement Period
Account Number

07/01/2019 through 06/30/2020
115150002130
**BENEFIT TRUST COMPANY
AS TRUSTEE FOR
CITY OF FOLSOM
PUBLIC ENTITY INVESTMENT TRUST**

Schedule Of Purchases

TRADE DATE	SETTLMT DATE	DESCRIPTION	UNITS	AVG COST
12/10/2019	12/12/2019	PURCHASED 24.059 SHS COLUMBIA CONTRARIAN CORE ON 12/10/2019 AT 26.41 FOR REINVESTMENT	24.059	635.39
12/10/2019	12/12/2019	PURCHASED 474.824 SHS COLUMBIA CONTRARIAN CORE ON 12/10/2019 AT 26.41 FOR REINVESTMENT	474.824	12,540.10
TOTAL			1,377.993	36,506.03
OAKMARK SELECT FUND-INSTITUTIONAL				
07/05/2019	07/08/2019	PURCHASED 607.651 SHS OAKMARK SELECT FUND-INSTITUTIONAL ON 07/05/2019 AT 41.14	607.651	24,998.75
09/30/2019	10/01/2019	PURCHASED 1,283.382 SHS OAKMARK SELECT FUND-INSTITUTIONAL ON 09/30/2019 AT 39.23	1,283.382	50,347.08
12/03/2019	12/04/2019	PURCHASED .187 SHS OAKMARK SELECT FUND-INSTITUTIONAL ON 12/03/2019 AT 41.42	.187	7.75
12/12/2019	12/16/2019	PURCHASED 72.977 SHS OAKMARK SELECT FUND-INSTITUTIONAL ON 12/12/2019 AT 42.56 FOR REINVESTMENT	72.977	3,105.90
TOTAL			1,964.197	78,459.48
OAKMARK INTERNATIONAL INST.				
07/05/2019	07/08/2019	PURCHASED 647.765 SHS OAKMARK INTERNATIONAL INST. ON 07/05/2019 AT 23.15	647.765	14,995.75
09/30/2019	10/01/2019	PURCHASED 1,012.533 SHS OAKMARK INTERNATIONAL INST. ON 09/30/2019 AT 22.89	1,012.533	23,176.88
12/03/2019	12/04/2019	PURCHASED .129 SHS OAKMARK INTERNATIONAL INST. ON 12/03/2019 AT 24.10	.129	3.10



Statement Period
Account Number

07/01/2019 through 06/30/2020
115150002130
**BENEFIT TRUST COMPANY
AS TRUSTEE FOR
CITY OF FOLSOM
PUBLIC ENTITY INVESTMENT TRUST**

Schedule Of Purchases

TRADE DATE	SETTLMT DATE	DESCRIPTION	UNITS	AVG COST
12/12/2019	12/16/2019	PURCHASED 117.032 SHS OAKMARK INTERNATIONAL INST. ON 12/12/2019 AT 24.33 FOR REINVESTMENT	117.032	2,847.39
02/06/2020	02/07/2020	PURCHASED 304.038 SHS OAKMARK INTERNATIONAL INST. ON 02/06/2020 AT 24.19	304.038	7,354.69
TOTAL			2,081.497	48,377.81
HARTFORD FUNDS MIDCAP CLASS Y				
07/05/2019	07/08/2019	PURCHASED 394.445 SHS HARTFORD FUNDS MIDCAP CLASS Y ON 07/05/2019 AT 38.03	394.445	15,000.75
09/30/2019	10/01/2019	PURCHASED 42.984 SHS HARTFORD FUNDS MIDCAP CLASS Y ON 09/30/2019 AT 36.98	42.984	1,589.54
12/03/2019	12/04/2019	PURCHASED .122 SHS HARTFORD FUNDS MIDCAP CLASS Y ON 12/03/2019 AT 38.16	.122	4.65
12/10/2019	12/12/2019	PURCHASED 248.357 SHS HARTFORD FUNDS MIDCAP CLASS Y ON 12/10/2019 AT 36.83 FOR REINVESTMENT	248.357	9,147.00
TOTAL			685.908	25,741.94
JOHN HANCOCK INTERNATIONAL GROWTH R6				
07/05/2019	07/08/2019	PURCHASED 444.495 SHS JOHN HANCOCK INTERNATIONAL GROWTH R6 ON 07/05/2019 AT 28.11	444.495	12,494.75
09/30/2019	10/01/2019	PURCHASED 164.787 SHS JOHN HANCOCK INTERNATIONAL GROWTH R6 ON 09/30/2019 AT 27.85	164.787	4,589.33
11/05/2019	11/06/2019	PURCHASED 1,139.111 SHS JOHN HANCOCK INTERNATIONAL GROWTH R6 ON 11/05/2019 AT 28.72	1,139.111	32,715.26



Statement Period
Account Number

07/01/2019 through 06/30/2020
115150002130
**BENEFIT TRUST COMPANY
AS TRUSTEE FOR
CITY OF FOLSOM
PUBLIC ENTITY INVESTMENT TRUST**

Schedule Of Purchases

TRADE DATE	SETTLMT DATE	DESCRIPTION	UNITS	AVG COST
12/03/2019	12/04/2019	PURCHASED .161 SHS JOHN HANCOCK INTERNATIONAL GROWTH R6 ON 12/03/2019 AT 28.81	.161	4.65
12/13/2019	12/17/2019	PURCHASED 56.939 SHS JOHN HANCOCK INTERNATIONAL GROWTH R6 ON 12/13/2019 AT 29.45 FOR REINVESTMENT	56.939	1,676.84
TOTAL			1,805.493	51,480.83
PRUDENTIAL JENNISON GLOBAL OPPS Q				
07/05/2019	07/08/2019	PURCHASED 286.265 SHS PRUDENTIAL JENNISON GLOBAL OPPS Q ON 07/05/2019 AT 26.21	286.265	7,503.00
09/30/2019	10/01/2019	PURCHASED 194.474 SHS PRUDENTIAL JENNISON GLOBAL OPPS Q ON 09/30/2019 AT 24.47	194.474	4,758.77
12/03/2019	12/04/2019	PURCHASED .089 SHS PRUDENTIAL JENNISON GLOBAL OPPS Q ON 12/03/2019 AT 26.31	.089	2.33
TOTAL			480.828	12,264.10
UNDISCOVERED MANAGERS BEHAVIORAL VALUE R6				
07/05/2019	07/08/2019	PURCHASED 239.552 SHS UNDISCOVERED MANAGERS BEHAVIORAL VALUE R6 ON 07/05/2019 AT 62.62	239.552	15,000.75
09/30/2019	10/01/2019	PURCHASED 382.722 SHS UNDISCOVERED MANAGERS BEHAVIORAL VALUE R6 ON 09/30/2019 AT 61.54	382.722	23,552.72
12/03/2019	12/04/2019	PURCHASED .074 SHS UNDISCOVERED MANAGERS BEHAVIORAL VALUE R6 ON 12/03/2019 AT 62.97	.074	4.65
12/12/2019	12/16/2019	PURCHASED 8.439 SHS UNDISCOVERED MANAGERS BEHAVIORAL VALUE R6 ON 12/12/2019 AT 62.71 FOR REINVESTMENT	8.439	529.18



Statement Period
Account Number

07/01/2019 through 06/30/2020
115150002130
**BENEFIT TRUST COMPANY
AS TRUSTEE FOR
CITY OF FOLSOM
PUBLIC ENTITY INVESTMENT TRUST**

Schedule Of Purchases

TRADE DATE	SETTLMT DATE	DESCRIPTION	UNITS	AVG COST
12/12/2019	12/16/2019	PURCHASED 129.852 SHS UNDISCOVERED MANAGERS BEHAVIORAL VALUE R6 ON 12/12/2019 AT 62.71 FOR REINVESTMENT	129.852	8,143.02
12/19/2019	12/23/2019	PURCHASED 30.814 SHS UNDISCOVERED MANAGERS BEHAVIORAL VALUE R6 ON 12/19/2019 AT 62.84 FOR REINVESTMENT	30.814	1,936.36
02/06/2020	02/07/2020	PURCHASED 123.845 SHS UNDISCOVERED MANAGERS BEHAVIORAL VALUE R6 ON 02/06/2020 AT 60.80	123.845	7,529.75
06/26/2020	06/30/2020	PURCHASED 4.759 SHS UNDISCOVERED MANAGERS BEHAVIORAL VALUE R6 ON 06/26/2020 AT 42.68 FOR REINVESTMENT	4.759	203.11
TOTAL			920.057	56,899.54
TOTAL MUTUAL FUND - DOMESTIC EQUITY			12,832.448	393,620.77
MUTUAL FUND - INTERNATIONAL EQUITY				
GOLDMAN SACHS TR II GQG PARTNRS R6				
09/30/2019	10/01/2019	PURCHASED 9,527.463 SHS GOLDMAN SACHS TR II GQG PARTNRS R6 ON 09/30/2019 AT 14.48	9,527.463	137,957.66
10/02/2019	10/03/2019	PURCHASED 35.593 SHS GOLDMAN SACHS TR II GQG PARTNRS R6 ON 10/02/2019 AT 14.12	35.593	502.57
12/03/2019	12/04/2019	PURCHASED .209 SHS GOLDMAN SACHS TR II GQG PARTNRS R6 ON 12/03/2019 AT 14.83	.209	3.10
12/18/2019	12/20/2019	PURCHASED 64.055 SHS GOLDMAN SACHS TR II GQG PARTNRS R6 ON 12/18/2019 AT 15.25 FOR REINVESTMENT	64.055	976.84
TOTAL			9,627.32	139,440.17



Statement Period
Account Number

07/01/2019 through 06/30/2020
115150002130
**BENEFIT TRUST COMPANY
AS TRUSTEE FOR
CITY OF FOLSOM
PUBLIC ENTITY INVESTMENT TRUST**

Schedule Of Purchases

TRADE DATE	SETTLMT DATE	DESCRIPTION	UNITS	AVG COST
HARTFORD INTERNATIONAL VALUE - Y				
07/05/2019	07/08/2019	PURCHASED 1,362.245 SHS HARTFORD INTERNATIONAL VALUE - Y ON 07/05/2019 AT 14.68	1,362.245	19,997.75
09/30/2019	10/01/2019	PURCHASED 1,963.642 SHS HARTFORD INTERNATIONAL VALUE - Y ON 09/30/2019 AT 14.34	1,963.642	28,158.63
12/03/2019	12/04/2019	PURCHASED .308 SHS HARTFORD INTERNATIONAL VALUE - Y ON 12/03/2019 AT 15.12	.308	4.65
12/27/2019	12/31/2019	PURCHASED 422.84 SHS HARTFORD INTERNATIONAL VALUE - Y ON 12/27/2019 AT 15.41 FOR REINVESTMENT	422.84	6,515.97
02/06/2020	02/07/2020	PURCHASED 967.933 SHS HARTFORD INTERNATIONAL VALUE - Y ON 02/06/2020 AT 14.57	967.933	14,102.79
TOTAL			4,716.968	68,779.79
AMERICAN FUNDS NEW PERSPECTIVE F2				
07/05/2019	07/08/2019	PURCHASED 221.573 SHS AMERICAN FUNDS NEW PERSPECTIVE F2 ON 07/05/2019 AT 45.15	221.573	10,004.00
12/03/2019	12/04/2019	PURCHASED .067 SHS AMERICAN FUNDS NEW PERSPECTIVE F2 ON 12/03/2019 AT 46.59	.067	3.10
12/20/2019	12/24/2019	PURCHASED 37.462 SHS AMERICAN FUNDS NEW PERSPECTIVE F2 ON 12/20/2019 AT 46.86 FOR REINVESTMENT	37.462	1,755.48
12/20/2019	12/24/2019	PURCHASED 81.747 SHS AMERICAN FUNDS NEW PERSPECTIVE F2 ON 12/20/2019 AT 46.86 FOR REINVESTMENT	81.747	3,830.65



Statement Period
Account Number

07/01/2019 through 06/30/2020
115150002130
**BENEFIT TRUST COMPANY
AS TRUSTEE FOR
CITY OF FOLSOM
PUBLIC ENTITY INVESTMENT TRUST**

Schedule Of Purchases

TRADE DATE	SETTLMT DATE	DESCRIPTION	UNITS	AVG COST
TOTAL			340.849	15,593.23
AMERICAN FUNDS NEW WORLD F2				
07/05/2019	07/08/2019	PURCHASED 109.581 SHS AMERICAN FUNDS NEW WORLD F2 ON 07/05/2019 AT 68.47	109.581	7,503.00
12/03/2019	12/04/2019	PURCHASED .033 SHS AMERICAN FUNDS NEW WORLD F2 ON 12/03/2019 AT 69.62	.033	2.33
12/20/2019	12/24/2019	PURCHASED 20.289 SHS AMERICAN FUNDS NEW WORLD F2 ON 12/20/2019 AT 70.03 FOR REINVESTMENT	20.289	1,420.84
12/20/2019	12/24/2019	PURCHASED 39.594 SHS AMERICAN FUNDS NEW WORLD F2 ON 12/20/2019 AT 70.03 FOR REINVESTMENT	39.594	2,772.76
TOTAL			169.497	11,698.93
TOTAL MUTUAL FUND - INTERNATIONAL EQUITY			14,854.634	235,512.12
MUTUAL FUND - REAL ESTATE				
COHEN AND STEERS REAL ESTATE SECURITIES - Z				
07/05/2019	07/08/2019	PURCHASED 733.423 SHS COHEN AND STEERS REAL ESTATE SECURITIES - Z ON 07/05/2019 AT 17.04	733.423	12,497.53
09/30/2019	10/02/2019	PURCHASED 67.865 SHS COHEN AND STEERS REAL ESTATE SECURITIES - Z ON 09/30/2019 AT 17.91 FOR REINVESTMENT	67.865	1,215.46
11/05/2019	11/06/2019	PURCHASED 10,240.9 SHS COHEN AND STEERS REAL ESTATE SECURITIES - Z ON 11/05/2019 AT 17.36	10,240.9	177,782.03
11/05/2019	11/07/2019	PURCHASED 155.903 SHS COHEN AND STEERS REAL ESTATE SECURITIES - Z ON 11/05/2019 AT 17.36 FOR REINVESTMENT	155.903	2,706.47



Statement Period
Account Number

07/01/2019 through 06/30/2020
115150002130
**BENEFIT TRUST COMPANY
AS TRUSTEE FOR
CITY OF FOLSOM
PUBLIC ENTITY INVESTMENT TRUST**

Schedule Of Purchases

TRADE DATE	SETTLMT DATE	DESCRIPTION	UNITS	AVG COST
11/05/2019	11/07/2019	PURCHASED 58.464 SHS COHEN AND STEERS REAL ESTATE SECURITIES - Z ON 11/05/2019 AT 17.36 FOR REINVESTMENT	58.464	1,014.93
12/03/2019	12/04/2019	PURCHASED .444 SHS COHEN AND STEERS REAL ESTATE SECURITIES - Z ON 12/03/2019 AT 17.44	.444	7.75
12/18/2019	12/20/2019	PURCHASED 133.91 SHS COHEN AND STEERS REAL ESTATE SECURITIES - Z ON 12/18/2019 AT 17.13 FOR REINVESTMENT	133.91	2,293.87
02/06/2020	02/07/2020	PURCHASED 143.271 SHS COHEN AND STEERS REAL ESTATE SECURITIES - Z ON 02/06/2020 AT 18.17	143.271	2,603.24
03/31/2020	04/02/2020	PURCHASED 171.147 SHS COHEN AND STEERS REAL ESTATE SECURITIES - Z ON 03/31/2020 AT 13.23 FOR REINVESTMENT	171.147	2,264.27
06/30/2020	07/02/2020	PURCHASED 145.217 SHS COHEN AND STEERS REAL ESTATE SECURITIES - Z ON 06/30/2020 AT 14.59 FOR REINVESTMENT	145.217	2,118.71
06/30/2020	07/02/2020	PURCHASED 528.701 SHS COHEN AND STEERS REAL ESTATE SECURITIES - Z ON 06/30/2020 AT 14.59 FOR REINVESTMENT	528.701	7,713.75
TOTAL			12,379.245	212,218.01
PRUDENTIAL FUNDS GLOBAL REAL ESTATE CL Q				
07/05/2019	07/08/2019	PURCHASED 378.072 SHS PRUDENTIAL FUNDS GLOBAL REAL ESTATE CL Q ON 07/05/2019 AT 26.44	378.072	9,996.22
07/19/2019	07/22/2019	PURCHASED 38.961 SHS PRUDENTIAL FUNDS GLOBAL REAL ESTATE CL Q ON 07/19/2019 AT 25.88 FOR REINVESTMENT	38.961	1,008.30



Statement Period
Account Number

07/01/2019 through 06/30/2020
115150002130
**BENEFIT TRUST COMPANY
AS TRUSTEE FOR
CITY OF FOLSOM
PUBLIC ENTITY INVESTMENT TRUST**

Schedule Of Purchases

TRADE DATE	SETTLMT DATE	DESCRIPTION	UNITS	AVG COST
10/18/2019	10/21/2019	PURCHASED 17.501 SHS PRUDENTIAL FUNDS GLOBAL REAL ESTATE CL Q ON 10/18/2019 AT 27.14 FOR REINVESTMENT	17.501	474.98
12/03/2019	12/04/2019	PURCHASED .115 SHS PRUDENTIAL FUNDS GLOBAL REAL ESTATE CL Q ON 12/03/2019 AT 26.98	.115	3.10
12/19/2019	12/20/2019	PURCHASED 210.046 SHS PRUDENTIAL FUNDS GLOBAL REAL ESTATE CL Q ON 12/19/2019 AT 23.66 FOR REINVESTMENT	210.046	4,969.70
12/19/2019	12/20/2019	PURCHASED 111.7 SHS PRUDENTIAL FUNDS GLOBAL REAL ESTATE CL Q ON 12/19/2019 AT 23.66 FOR REINVESTMENT	111.7	2,642.83
12/19/2019	12/20/2019	PURCHASED 322.483 SHS PRUDENTIAL FUNDS GLOBAL REAL ESTATE CL Q ON 12/19/2019 AT 23.66 FOR REINVESTMENT	322.483	7,629.93
02/06/2020	02/07/2020	PURCHASED 115.657 SHS PRUDENTIAL FUNDS GLOBAL REAL ESTATE CL Q ON 02/06/2020 AT 24.98	115.657	2,889.12
04/17/2020	04/20/2020	PURCHASED 28.69 SHS PRUDENTIAL FUNDS GLOBAL REAL ESTATE CL Q ON 04/17/2020 AT 19.43 FOR REINVESTMENT	28.69	557.44
TOTAL			1,223.225	30,171.62
TOTAL MUTUAL FUND - REAL ESTATE			13,602.47	242,389.63
TOTAL PURCHASES			200,249.939	2,734,097.53

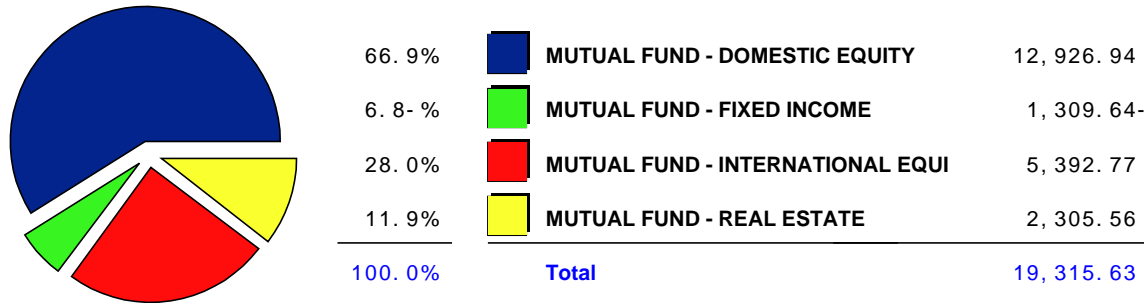


Statement Period
Account Number

07/01/2019 through 06/30/2020
115150002130
**BENEFIT TRUST COMPANY
AS TRUSTEE FOR
CITY OF FOLSOM
PUBLIC ENTITY INVESTMENT TRUST**

Schedule Of Sales

Realized Gains & Losses Allocation



Realized Gains & Losses Schedule

TRADE DATE	SETTLMT DATE	DESCRIPTION	PROCEEDS	MKT / COST BASIS	MKT / COST GAIN / LOSS
MUTUAL FUND - FIXED INCOME					
BLACKROCK TOTAL RETURN - K					
09/30/2019	10/01/2019	SOLD 2,296.79 SHS BLACKROCK TOTAL RETURN - K ON 09/30/2019 AT 11.95	27,446.64	27,100.42 27,148.78	346.22 297.86
TOTAL 2,296.79 SHS			27,446.64	27,100.42 27,148.78	346.22 297.86



Statement Period
Account Number

07/01/2019 through 06/30/2020
115150002130
BENEFIT TRUST COMPANY
AS TRUSTEE FOR
CITY OF FOLSOM
PUBLIC ENTITY INVESTMENT TRUST

Schedule Of Sales

TRADE DATE	SETTLMT DATE	DESCRIPTION	PROCEEDS	MKT / COST BASIS	MKT / COST GAIN / LOSS
GUGGENHEIM INVESTMENTS MACRO OPPORTUNITIES INST.					
11/05/2019	11/06/2019	SOLD 21,444.703 SHS GUGGENHEIM INVESTMENTS MACRO OPPORTUNITIES INST. ON 11/05/2019 AT 25.76	552,415.55	556,212.82 564,875.80	3,797.27- 12,460.25-
11/12/2019	11/13/2019	SOLD .5 SHS GUGGENHEIM INVESTMENTS MACRO OPPORTUNITIES INST. ON 11/12/2019 AT 25.75	12.88	12.97 13.17	0.09- 0.29-
TOTAL 21,445.203 SHS			552,428.43	556,225.79 564,888.97	3,797.36- 12,460.54-
GUGGENHEIM INVESTMENTS INVESTMENT GRADE BOND FUND					
09/30/2019	10/01/2019	SOLD 426.699 SHS GUGGENHEIM INVESTMENTS INVESTMENT GRADE BOND FUND ON 09/30/2019 AT 18.91	8,068.87	7,991.42 7,851.27	77.45 217.60
TOTAL 426.699 SHS			8,068.87	7,991.42 7,851.27	77.45 217.60
HARTFORD WORLD BOND - Y					
09/30/2019	10/01/2019	SOLD 530.977 SHS HARTFORD WORLD BOND - Y ON 09/30/2019 AT 10.87	5,771.72	5,749.42 5,551.45	22.30 220.27
11/05/2019	11/06/2019	SOLD 9,149.991 SHS HARTFORD WORLD BOND - Y ON 11/05/2019 AT 10.79	98,728.40	99,076.07 95,675.50	347.67- 3,052.90
02/07/2020	02/10/2020	SOLD 17,444.373 SHS HARTFORD WORLD BOND - Y ON 02/07/2020 AT 10.56	184,212.58	188,587.59 182,540.94	4,375.01- 1,671.64
02/18/2020	02/19/2020	SOLD .5 SHS HARTFORD WORLD BOND - Y ON 02/18/2020 AT 10.54	5.27	5.41 5.23	0.14- 0.04
TOTAL 27,125.841 SHS			288,717.97	293,418.49 283,773.12	4,700.52- 4,944.85



Statement Period
Account Number

07/01/2019 through 06/30/2020
115150002130
BENEFIT TRUST COMPANY
AS TRUSTEE FOR
CITY OF FOLSOM
PUBLIC ENTITY INVESTMENT TRUST

Schedule Of Sales

TRADE DATE	SETTLMT DATE	DESCRIPTION	PROCEEDS	MKT / COST BASIS	MKT / COST GAIN / LOSS
LEGG MASON BW GLOBAL OPPORTUNITIES BOND IS					
11/05/2019	11/06/2019	SOLD 20,212.378 SHS LEGG MASON BW GLOBAL OPPORTUNITIES BOND IS ON 11/05/2019 AT 10.46	211,421.47	210,689.58 216,386.97	731.89 4,965.50-
11/21/2019	11/26/2019	SOLD .5 SHS LEGG MASON BW GLOBAL OPPORTUNITIES BOND IS ON 11/21/2019 AT 10.38	5.19	5.21 5.35	0.02- 0.16-
TOTAL 20,212.878 SHS			211,426.66	210,694.79 216,392.32	731.87 4,965.66-
LEGG MASON BW ALTERNATIVE CREDIT					
09/30/2019	10/01/2019	SOLD 184.676 SHS LEGG MASON BW ALTERNATIVE CREDIT ON 09/30/2019 AT 10.54	1,946.49	1,928.15 1,906.76	18.34 39.73
11/05/2019	11/06/2019	SOLD 19,615.279 SHS LEGG MASON BW ALTERNATIVE CREDIT ON 11/05/2019 AT 10.55	206,941.19	204,806.10 202,543.37	2,135.09 4,397.82
11/25/2019	11/26/2019	SOLD .481 SHS LEGG MASON BW ALTERNATIVE CREDIT ON 11/25/2019 AT 10.60	5.10	5.02 4.96	0.08 0.14
TOTAL 19,800.436 SHS			208,892.78	206,739.27 204,455.09	2,153.51 4,437.69
PRUDENTIAL FUNDS TOTAL RETURN BOND CL Q					
09/30/2019	10/01/2019	SOLD 2,426.087 SHS PRUDENTIAL FUNDS TOTAL RETURN BOND CL Q ON 09/30/2019 AT 15.03	36,464.09	35,809.93 34,602.86	654.16 1,861.23
TOTAL 2,426.087 SHS			36,464.09	35,809.93 34,602.86	654.16 1,861.23



Statement Period
Account Number

07/01/2019 through 06/30/2020
115150002130
**BENEFIT TRUST COMPANY
AS TRUSTEE FOR
CITY OF FOLSOM
PUBLIC ENTITY INVESTMENT TRUST**

Schedule Of Sales

TRADE DATE	SETTLMT DATE	DESCRIPTION	PROCEEDS	MKT / COST BASIS	MKT / COST GAIN / LOSS
THORNBURG INVESTMENT INCOME BUILDER R6					
09/30/2019	10/01/2019	SOLD 371.436 SHS THORNBURG INVESTMENT INCOME BUILDER R6 ON 09/30/2019 AT 21.81	8,101.02	8,050.84 7,440.68	50.18 660.34
11/05/2019	11/06/2019	SOLD 3,250.577 SHS THORNBURG INVESTMENT INCOME BUILDER R6 ON 11/05/2019 AT 22.48	73,072.98	70,455.98 65,116.25	2,617.00 7,956.73
TOTAL 3,622.013 SHS			81,174.00	78,506.82 72,556.93	2,667.18 8,617.07
WESTERN ASSET CORE PLUS BOND IS					
09/30/2019	10/01/2019	SOLD 2,946.263 SHS WESTERN ASSET CORE PLUS BOND IS ON 09/30/2019 AT 12.09	35,620.32	35,062.47 34,741.52	557.85 878.80
TOTAL 2,946.263 SHS			35,620.32	35,062.47 34,741.52	557.85 878.80
TOTAL MUTUAL FUND - FIXED INCOME			1,450,239.76	1,451,549.40 1,446,410.86	1,309.64 - 3,828.90
MUTUAL FUND - DOMESTIC EQUITY					
ALGER FUNDS SMALL CAP FOCUS Z					
02/06/2020	02/07/2020	SOLD 996.25 SHS ALGER FUNDS SMALL CAP FOCUS Z ON 02/06/2020 AT 22.96	22,873.90	22,514.16 13,694.00	359.74 9,179.90
TOTAL 996.25 SHS			22,873.90	22,514.16 13,694.00	359.74 9,179.90
ALGER FUNDS FOCUS EQUITY FUND CL Y					
09/30/2019	10/01/2019	SOLD 83.586 SHS ALGER FUNDS FOCUS EQUITY FUND CL Y ON 09/30/2019 AT 37.13	3,103.55	3,133.76 3,071.42	30.21 - 32.13



Statement Period
Account Number

07/01/2019 through 06/30/2020
115150002130
BENEFIT TRUST COMPANY
AS TRUSTEE FOR
CITY OF FOLSOM
PUBLIC ENTITY INVESTMENT TRUST

Schedule Of Sales

TRADE DATE	SETTLMT DATE	DESCRIPTION	PROCEEDS	MKT / COST BASIS	MKT / COST GAIN / LOSS
11/05/2019	11/06/2019	SOLD 230.317 SHS ALGER FUNDS FOCUS EQUITY FUND CL Y ON 11/05/2019 AT 38.48	8,862.59	8,634.92 8,463.14	227.67 399.45
02/06/2020	02/07/2020	SOLD 1,000.517 SHS ALGER FUNDS FOCUS EQUITY FUND CL Y ON 02/06/2020 AT 43.55	43,572.53	37,558.49 36,828.63	6,014.04 6,743.90
TOTAL 1,314.42 SHS			55,538.67	49,327.17 48,363.19	6,211.50 7,175.48
BRANDES FUNDS INTERNATIONAL SMALL CAP R6					
09/30/2019	10/01/2019	SOLD 11,132.29 SHS BRANDES FUNDS INTERNATIONAL SMALL CAP R6 ON 09/30/2019 AT 10.28	114,439.94	120,088.92 144,727.47	5,648.98- 30,287.53-
10/02/2019	10/03/2019	SOLD 49.612 SHS BRANDES FUNDS INTERNATIONAL SMALL CAP R6 ON 10/02/2019 AT 10.13	502.57	510.26 511.37	7.69- 8.80-
TOTAL 11,181.902 SHS			114,942.51	120,599.18 145,238.84	5,656.67- 30,296.33-
COLUMBIA CONTRARIAN CORE					
09/30/2019	10/01/2019	SOLD 440.662 SHS COLUMBIA CONTRARIAN CORE ON 09/30/2019 AT 26.65	11,743.64	11,535.84 10,433.67	207.80 1,309.97
11/05/2019	11/06/2019	SOLD 195.323 SHS COLUMBIA CONTRARIAN CORE ON 11/05/2019 AT 27.56	5,383.11	5,113.25 4,624.71	269.86 758.40
02/06/2020	02/07/2020	SOLD 455.205 SHS COLUMBIA CONTRARIAN CORE ON 02/06/2020 AT 28.48	12,964.23	11,922.63 10,849.66	1,041.60 2,114.57
TOTAL 1,091.19 SHS			30,090.98	28,571.72 25,908.04	1,519.26 4,182.94



Statement Period
Account Number

07/01/2019 through 06/30/2020
115150002130
**BENEFIT TRUST COMPANY
AS TRUSTEE FOR
CITY OF FOLSOM
PUBLIC ENTITY INVESTMENT TRUST**

Schedule Of Sales

TRADE DATE	SETTLMT DATE	DESCRIPTION	PROCEEDS	MKT / COST BASIS	MKT / COST GAIN / LOSS
OAKMARK SELECT FUND-INSTITUTIONAL					
11/05/2019	11/06/2019	SOLD 357.049 SHS OAKMARK SELECT FUND-INSTITUTIONAL ON 11/05/2019 AT 42.11	15,035.33	14,438.08 15,459.99	597.25 424.66-
02/06/2020	02/07/2020	SOLD 265.22 SHS OAKMARK SELECT FUND-INSTITUTIONAL ON 02/06/2020 AT 44.75	11,868.60	10,729.61 11,482.16	1,138.99 386.44
TOTAL 622.269 SHS			26,903.93	25,167.69 26,942.15	1,736.24 38.22-
OAKMARK INTERNATIONAL INST.					
11/05/2019	11/06/2019	SOLD 3,333.704 SHS OAKMARK INTERNATIONAL INST. ON 11/05/2019 AT 24.98	83,275.93	76,860.36 91,630.10	6,415.57 8,354.17-
TOTAL 3,333.704 SHS			83,275.93	76,860.36 91,630.10	6,415.57 8,354.17-
HARTFORD FUNDS MIDCAP CLASS Y					
11/05/2019	11/06/2019	SOLD 16.523 SHS HARTFORD FUNDS MIDCAP CLASS Y ON 11/05/2019 AT 37.70	622.90	620.01 455.97	2.89 166.93
02/06/2020	02/07/2020	SOLD 185.598 SHS HARTFORD FUNDS MIDCAP CLASS Y ON 02/06/2020 AT 38.92	7,223.48	6,958.91 5,194.31	264.57 2,029.17
TOTAL 202.121 SHS			7,846.38	7,578.92 5,650.28	267.46 2,196.10
JOHN HANCOCK INTERNATIONAL GROWTH R6					
02/06/2020	02/07/2020	SOLD 161.834 SHS JOHN HANCOCK INTERNATIONAL GROWTH R6 ON 02/06/2020 AT 30.69	4,966.70	4,555.30 4,599.65	411.40 367.05



Statement Period
Account Number

07/01/2019 through 06/30/2020
115150002130
BENEFIT TRUST COMPANY
AS TRUSTEE FOR
CITY OF FOLSOM
PUBLIC ENTITY INVESTMENT TRUST

Schedule Of Sales

TRADE DATE	SETTLMT DATE	DESCRIPTION	PROCEEDS	MKT / COST BASIS	MKT / COST GAIN / LOSS
TOTAL 161.834 SHS			4,966.70	4,555.30 4,599.65	411.40 367.05
PRUDENTIAL JENNISON GLOBAL OPPS Q					
11/05/2019	11/06/2019	SOLD 82.594 SHS PRUDENTIAL JENNISON GLOBAL OPPS Q ON 11/05/2019 AT 25.06	2,069.81	2,129.65 1,905.87	59.84- 163.94
02/06/2020	02/07/2020	SOLD 421.872 SHS PRUDENTIAL JENNISON GLOBAL OPPS Q ON 02/06/2020 AT 29.53	12,457.88	10,877.79 9,734.77	1,580.09 2,723.11
TOTAL 504.466 SHS			14,527.69	13,007.44 11,640.64	1,520.25 2,887.05
UNDISCOVERED MANAGERS BEHAVIORAL VALUE R6					
11/05/2019	11/06/2019	SOLD 63.349 SHS UNDISCOVERED MANAGERS BEHAVIORAL VALUE R6 ON 11/05/2019 AT 64.53	4,087.90	3,945.71 3,816.69	142.19 271.21
TOTAL 63.349 SHS			4,087.90	3,945.71 3,816.69	142.19 271.21
TOTAL MUTUAL FUND - DOMESTIC EQUITY			365,054.59	352,127.65 377,483.58	12,926.94 12,428.99-
MUTUAL FUND - INTERNATIONAL EQUITY					
GOLDMAN SACHS TR II GQG PARTNRS R6					
11/05/2019	11/06/2019	SOLD 116.105 SHS GOLDMAN SACHS TR II GQG PARTNRS R6 ON 11/05/2019 AT 14.82	1,720.67	1,681.04 1,681.04	39.63 39.63
02/06/2020	02/07/2020	SOLD 235.935 SHS GOLDMAN SACHS TR II GQG PARTNRS R6 ON 02/06/2020 AT 15.96	3,765.53	3,417.25 3,417.25	348.28 348.28



Statement Period
Account Number

07/01/2019 through 06/30/2020
115150002130
**BENEFIT TRUST COMPANY
AS TRUSTEE FOR
CITY OF FOLSOM
PUBLIC ENTITY INVESTMENT TRUST**

Schedule Of Sales

TRADE DATE	SETTLMT DATE	DESCRIPTION	PROCEEDS	MKT / COST BASIS	MKT / COST GAIN / LOSS
TOTAL 352.04 SHS			5,486.20	5,098.29 5,098.29	387.91 387.91
HARTFORD INTERNATIONAL VALUE - Y					
11/05/2019	11/06/2019	SOLD 5,348.022 SHS HARTFORD INTERNATIONAL VALUE - Y ON 11/05/2019 AT 15.35	82,092.14	77,925.09 77,773.39	4,167.05 4,318.75
TOTAL 5,348.022 SHS			82,092.14	77,925.09 77,773.39	4,167.05 4,318.75
AMERICAN FUNDS NEW PERSPECTIVE F2					
09/30/2019	10/01/2019	SOLD 25.531 SHS AMERICAN FUNDS NEW PERSPECTIVE F2 ON 09/30/2019 AT 44.40	1,133.57	1,139.91 1,003.26	6.34- 130.31
11/05/2019	11/06/2019	SOLD 74.736 SHS AMERICAN FUNDS NEW PERSPECTIVE F2 ON 11/05/2019 AT 46.25	3,456.54	3,336.82 2,936.80	119.72 519.74
02/06/2020	02/07/2020	SOLD 141.998 SHS AMERICAN FUNDS NEW PERSPECTIVE F2 ON 02/06/2020 AT 49.01	6,959.31	6,351.77 5,620.39	607.54 1,338.92
TOTAL 242.265 SHS			11,549.42	10,828.50 9,560.45	720.92 1,988.97
AMERICAN FUNDS NEW WORLD F2					
09/30/2019	10/01/2019	SOLD 14.418 SHS AMERICAN FUNDS NEW WORLD F2 ON 09/30/2019 AT 67.03	966.45	975.00 859.62	8.55- 106.83
11/05/2019	11/06/2019	SOLD 39.055 SHS AMERICAN FUNDS NEW WORLD F2 ON 11/05/2019 AT 70.12	2,738.55	2,641.05 2,328.51	97.50 410.04
02/06/2020	02/07/2020	SOLD 8.402 SHS AMERICAN FUNDS NEW WORLD F2 ON 02/06/2020 AT 71.04	596.89	568.95 504.28	27.94 92.61



Statement Period
Account Number

07/01/2019 through 06/30/2020
115150002130
**BENEFIT TRUST COMPANY
AS TRUSTEE FOR
CITY OF FOLSOM
PUBLIC ENTITY INVESTMENT TRUST**

Schedule Of Sales

TRADE DATE	SETTLMT DATE	DESCRIPTION	PROCEEDS	MKT / COST BASIS	MKT / COST GAIN / LOSS
TOTAL 61.875 SHS			4,301.89	4,185.00 3,692.41	116.89 609.48
TOTAL MUTUAL FUND - INTERNATIONAL EQUITY			103,429.65	98,036.88 96,124.54	5,392.77 7,305.11
MUTUAL FUND - REAL ESTATE					
COHEN AND STEERS REAL ESTATE SECURITIES - Z					
09/30/2019	10/01/2019	SOLD 1,451.534 SHS COHEN AND STEERS REAL ESTATE SECURITIES - Z ON 09/30/2019 AT 17.91	25,996.97	24,164.96 22,877.52	1,832.01 3,119.45
TOTAL 1,451.534 SHS			25,996.97	24,164.96 22,877.52	1,832.01 3,119.45
PRUDENTIAL FUNDS GLOBAL REAL ESTATE CL Q					
09/30/2019	10/01/2019	SOLD 483.09 SHS PRUDENTIAL FUNDS GLOBAL REAL ESTATE CL Q ON 09/30/2019 AT 26.73	12,912.99	12,471.23 11,224.81	441.76 1,688.18
11/05/2019	11/06/2019	SOLD 28.902 SHS PRUDENTIAL FUNDS GLOBAL REAL ESTATE CL Q ON 11/05/2019 AT 26.92	778.04	746.25 671.93	31.79 106.11
TOTAL 511.992 SHS			13,691.03	13,217.48 11,896.74	473.55 1,794.29
TOTAL MUTUAL FUND - REAL ESTATE			39,688.00	37,382.44 34,774.26	2,305.56 4,913.74
TOTAL SALES			1,958,412.00	1,939,096.37 1,954,793.24	19,315.63 3,618.76

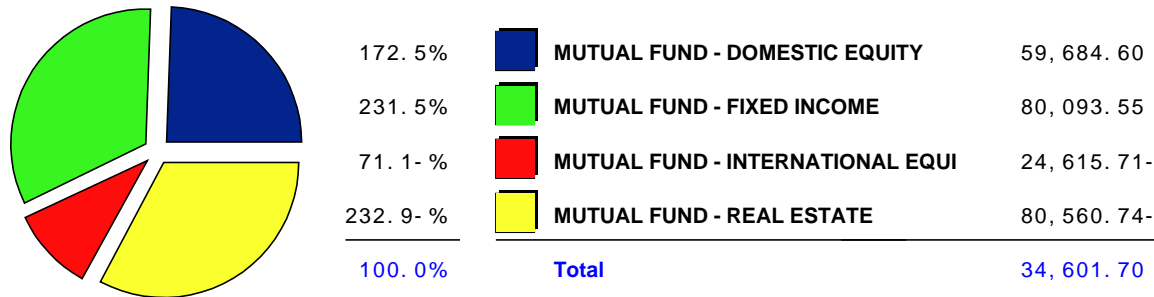


Statement Period
Account Number

07/01/2019 through 06/30/2020
115150002130
**BENEFIT TRUST COMPANY
AS TRUSTEE FOR
CITY OF FOLSOM
PUBLIC ENTITY INVESTMENT TRUST**

Schedule Of Unrealized Gains & Losses

Unrealized Gains & Losses Allocation



Unrealized Gains & Losses Schedule

DESCRIPTION	UNITS	BEGINNING MKT / COST	ENDING MKT VALUE	GA I N / LOSS MKT / COST
MUTUAL FUND - FIXED INCOME				
BLACKROCK TOTAL RETURN - K	69,365.451	820,881.73 821,853.83	859,437.94	38,556.21 37,584.11
GUGGENHEIM INVESTMENTS INVESTMENT GRADE BOND FUND	44,258.955	829,771.60 820,195.61	890,047.59	60,275.99 69,851.98
PRUDENTIAL GBL TOTL RTRN FD INC PGIM TTL R6	53,365.781	375,789.71 375,789.71	366,089.26	9,700.45- 9,700.45-



Statement Period
Account Number

07/01/2019 through 06/30/2020
115150002130
BENEFIT TRUST COMPANY
AS TRUSTEE FOR
CITY OF FOLSOM
PUBLIC ENTITY INVESTMENT TRUST

Schedule Of Unrealized Gains & Losses

DESCRIPTION	UNITS	BEGINNING MKT / COST	ENDING MKT VALUE	GAIN / LOSS MKT / COST
PRUDENTIAL FUNDS TOTAL RETURN BOND CL Q	57,355.924	847,875.62 829,602.71	844,279.20	3,596.42 - 14,676.49
THORNBURG INVESTMENT INCOME BUILDER R6	9,974.696	215,446.19 199,975.67	187,624.03	27,822.16 - 12,351.64 -
WESTERN ASSET CORE PLUS BOND IS	69,274.553	828,311.13 823,340.97	850,691.51	22,380.38 27,350.54
TOTAL MUTUAL FUND - FIXED INCOME		3,918,075.98 3,870,758.50	3,998,169.53	80,093.55 127,411.03
MUTUAL FUND - DOMESTIC EQUITY				
ALGER FUNDS SMALL CAP FOCUS Z	12,848.966	290,372.57 176,616.09	333,687.65	43,315.08 157,071.56
ALGER FUNDS FOCUS EQUITY FUND CL Y	10,231.573	384,083.90 376,620.14	481,600.14	97,516.24 104,980.00
COLUMBIA CONTRARIAN CORE	10,394.569	272,252.39 247,751.10	281,173.09	8,920.70 33,421.99
OAKMARK SELECT FUND-INSTITUTIONAL	8,238.532	333,293.91 356,670.50	297,411.01	35,882.90 - 59,259.49 -
OAKMARK INTERNATIONAL INST.	6,111.296	141,393.46 166,603.03	117,336.88	24,056.58 - 49,266.15 -
HARTFORD FUNDS MIDCAP CLASS Y	5,682.654	213,068.54 159,039.67	203,893.63	9,174.91 - 44,853.96
JOHN HANCOCK INTERNATIONAL GROWTH R6	7,236.471	203,692.05 205,675.19	213,041.71	9,349.66 7,366.52

Statement Period
Account Number

07/01/2019 through 06/30/2020
115150002130
BENEFIT TRUST COMPANY
AS TRUSTEE FOR
CITY OF FOLSOM
PUBLIC ENTITY INVESTMENT TRUST

Schedule Of Unrealized Gains & Losses

DESCRIPTION	UNITS	BEGINNING MKT / COST	ENDING MKT VALUE	GAIN / LOSS MKT / COST
PRUDENTIAL JENNISON GLOBAL OPPS Q	3,755.561	96,835.58 86,660.22	128,740.63	31,905.05 42,080.41
UNDISCOVERED MANAGERS BEHAVIORAL VALUE R6	3,602.197	224,162.52 217,432.45	161,954.78	62,207.74 - 55,477.67 -
TOTAL MUTUAL FUND - DOMESTIC EQUITY		2,159,154.92 1,993,068.39	2,218,839.52	59,684.60 225,771.13
MUTUAL FUND - INTERNATIONAL EQUITY				
GOLDMAN SACHS TR II GQG PARTNRS R6	9,275.28	134,341.88 134,341.88	145,065.38	10,723.50 10,723.50
HARTFORD INTERNATIONAL VALUE - Y	15,250.109	222,560.87 222,167.75	177,663.77	44,897.10 - 44,503.98 -
AMERICAN FUNDS NEW PERSPECTIVE F2	3,021.737	135,166.59 119,602.73	144,015.99	8,849.40 24,413.26
AMERICAN FUNDS NEW WORLD F2	1,559.798	105,622.94 93,617.42	106,331.43	708.49 12,714.01
TOTAL MUTUAL FUND - INTERNATIONAL EQUITY		597,692.28 569,729.78	573,076.57	24,615.71 - 3,346.79
MUTUAL FUND - REAL ESTATE				
COHEN AND STEERS REAL ESTATE SECURITIES - Z	21,243.926	359,508.54 350,995.48	309,948.88	49,559.66 - 41,046.60 -
PRUDENTIAL FUNDS GLOBAL REAL ESTATE CL Q	5,951.363	151,992.29 138,717.07	120,991.21	31,001.08 - 17,725.86 -
TOTAL MUTUAL FUND - REAL ESTATE		511,500.83 489,712.55	430,940.09	80,560.74 - 58,772.46 -
TOTAL UNREALIZED GAINS & LOSSES		7,186,424.01 6,923,269.22	7,221,025.71	34,601.70 297,756.49



Statement Period
Account Number

07/01/2019 through 06/30/2020
115150002130
BENEFIT TRUST COMPANY
AS TRUSTEE FOR
CITY OF FOLSOM
PUBLIC ENTITY INVESTMENT TRUST

Schedule Of Reportable Transactions

PLAN NUMBER:

EIN NUMBER: 94-6000334

DESCRIPTION	PURCH/SELL PRICE EXPENSE INCURRED	COST OF ASSET	VALUE OF ASSET ON TXN DATE	NET GAIN OR LOSS
BEGINNING MARKET VALUE:	6,391,423.05			
SECURITY TRANSACTIONS EXCEEDING 5%:				
MUTUAL FUND - FIXED INCOME				
BLACKROCK TOTAL RETURN - K				
PURCHASED 3,395.586 SHS ON 07/05/2019 AT 11.78	40,000.00	40,000.00	40,033.96	
PURCHASED 135.152 SHS ON 07/31/2019 AT 11.81 FOR REINVESTMENT	1,596.14	1,596.14	1,605.61	
PURCHASED 122.3 SHS ON 08/30/2019 AT 12.05 FOR REINVESTMENT	1,473.72	1,473.72	1,476.16	
SOLD 2,296.79 SHS ON 09/30/2019 AT 11.95	27,446.64	27,148.78	27,492.58	297.86
PURCHASED 125.215 SHS ON 09/30/2019 AT 11.95 FOR REINVESTMENT	1,496.32	1,496.32	1,498.82	
PURCHASED 113.667 SHS ON 10/31/2019 AT 11.96 FOR REINVESTMENT	1,359.46	1,359.46	1,354.91	
PURCHASED 20,232.828 SHS ON 11/05/2019 AT 11.88	240,366.00	240,366.00	240,770.65	
PURCHASED 152.783 SHS ON 11/29/2019 AT 11.93 FOR REINVESTMENT	1,822.70	1,822.70	1,816.59	
PURCHASED 1.46 SHS ON 12/03/2019 AT 11.95	17.45	17.45	17.40	
PURCHASED 174.524 SHS ON 12/31/2019 AT 11.93 FOR REINVESTMENT	2,082.07	2,082.07	2,085.56	



Statement Period
Account Number

07/01/2019 through 06/30/2020
115150002130
**BENEFIT TRUST COMPANY
AS TRUSTEE FOR
CITY OF FOLSOM
PUBLIC ENTITY INVESTMENT TRUST**

Schedule Of Reportable Transactions

PLAN NUMBER :

EIN NUMBER : 94-6000334

DESCRIPTION	PURCH/SELL PRICE EXPENSE INCURRED	COST OF ASSET	VALUE OF ASSET ON TXN DATE	NET GAIN OR LOSS
PURCHASED 147.897 SHS ON 01/31/2020 AT 12.12 FOR REINVESTMENT	1,792.51	1,792.51	1,792.51	
PURCHASED 1,568.473 SHS ON 02/06/2020 AT 12.08	18,947.15	18,947.15	19,009.89	
PURCHASED 138.635 SHS ON 02/28/2020 AT 12.28 FOR REINVESTMENT	1,702.44	1,702.44	1,705.21	
PURCHASED 182.563 SHS ON 03/31/2020 AT 11.79 FOR REINVESTMENT	2,152.42	2,152.42	2,152.42	
PURCHASED 164.445 SHS ON 04/30/2020 AT 12.10 FOR REINVESTMENT	1,989.79	1,989.79	1,988.14	
PURCHASED 115.909 SHS ON 05/29/2020 AT 12.26 FOR REINVESTMENT	1,421.04	1,421.04	1,421.04	
PURCHASED 87.22 SHS ON 06/30/2020 AT 12.39 FOR REINVESTMENT	1,080.65	1,080.65	1,080.66	
TOTAL	346,746.50	346,448.64	347,302.11	297.86
GUGGENHEIM INVESTMENTS MACRO OPPORTUNITIES INST.				
PURCHASED 1,542.02 SHS ON 07/05/2019 AT 25.94	40,000.00	40,000.00	39,984.58	
PURCHASED 63.465 SHS ON 07/31/2019 AT 25.91 FOR REINVESTMENT	1,644.37	1,644.37	1,645.65	
PURCHASED 55.873 SHS ON 08/30/2019 AT 25.92 FOR REINVESTMENT	1,448.23	1,448.23	1,449.35	
PURCHASED 495.47 SHS ON 09/30/2019 AT 25.85	12,807.89	12,807.89	12,812.85	

Statement Period
Account Number

07/01/2019 through 06/30/2020
115150002130
BENEFIT TRUST COMPANY
AS TRUSTEE FOR
CITY OF FOLSOM
PUBLIC ENTITY INVESTMENT TRUST

Schedule Of Reportable Transactions

PLAN NUMBER:

EIN NUMBER: 94-6000334

DESCRIPTION	PURCH/SELL PRICE EXPENSE INCURRED	COST OF ASSET	VALUE OF ASSET ON TXN DATE	NET GAIN OR LOSS
PURCHASED 53.335 SHS ON 09/30/2019 AT 25.85 FOR REINVESTMENT	1,378.72	1,378.72	1,379.78	
PURCHASED 69.104 SHS ON 10/31/2019 AT 25.79 FOR REINVESTMENT	1,782.20	1,782.20	1,780.81	
SOLD 21,444.703 SHS ON 11/05/2019 AT 25.76	552,415.55	564,875.80	552,630.00	12,460.25-
SOLD .5 SHS ON 11/12/2019 AT 25.75	12.88	13.17	12.88	0.29-
TOTAL	611,489.84	623,950.38	611,695.90	12,460.54-
GUGGENHEIM INVESTMENTS INVESTMENT GRADE BOND FUND				
PURCHASED 2,139.037 SHS ON 07/05/2019 AT 18.70	40,000.00	40,000.00	39,999.99	
PURCHASED 65.386 SHS ON 07/31/2019 AT 18.70 FOR REINVESTMENT	1,222.71	1,222.71	1,229.26	
PURCHASED 66.698 SHS ON 08/30/2019 AT 19.04 FOR REINVESTMENT	1,269.93	1,269.93	1,272.60	
SOLD 426.699 SHS ON 09/30/2019 AT 18.91	8,068.87	7,851.27	8,081.68	217.60
PURCHASED 61.383 SHS ON 09/30/2019 AT 18.91 FOR REINVESTMENT	1,160.76	1,160.76	1,165.05	
PURCHASED 58.495 SHS ON 10/31/2019 AT 18.89 FOR REINVESTMENT	1,104.97	1,104.97	1,099.71	
PURCHASED 12,971.067 SHS ON 11/05/2019 AT 18.74	243,077.80	243,077.80	243,466.93	



Statement Period
Account Number

07/01/2019 through 06/30/2020
115150002130
BENEFIT TRUST COMPANY
AS TRUSTEE FOR
CITY OF FOLSOM
PUBLIC ENTITY INVESTMENT TRUST

Schedule Of Reportable Transactions

PLAN NUMBER:

EIN NUMBER: 94-6000334

DESCRIPTION	PURCH/SELL PRICE EXPENSE INCURRED	COST OF ASSET	VALUE OF ASSET ON TXN DATE	NET GAIN OR LOSS
PURCHASED 69.116 SHS ON 11/29/2019 AT 18.81 FOR REINVESTMENT	1,300.07	1,300.07	1,296.62	
PURCHASED .925 SHS ON 12/03/2019 AT 18.86	17.45	17.45	17.39	
PURCHASED 69.187 SHS ON 12/31/2019 AT 18.69 FOR REINVESTMENT	1,293.10	1,293.10	1,295.18	
PURCHASED 75.801 SHS ON 01/31/2020 AT 19.05 FOR REINVESTMENT	1,444.00	1,444.00	1,443.25	
PURCHASED 1,351.741 SHS ON 02/06/2020 AT 18.93	25,588.45	25,588.45	25,669.56	
PURCHASED 68.54 SHS ON 02/28/2020 AT 19.35 FOR REINVESTMENT	1,326.24	1,326.24	1,326.25	
PURCHASED 88.171 SHS ON 03/31/2020 AT 19.19 FOR REINVESTMENT	1,692.00	1,692.00	1,690.24	
PURCHASED 87.993 SHS ON 04/30/2020 AT 19.51 FOR REINVESTMENT	1,716.74	1,716.74	1,713.22	
PURCHASED 102.285 SHS ON 05/29/2020 AT 19.80 FOR REINVESTMENT	2,025.24	2,025.24	2,024.22	
PURCHASED 99.615 SHS ON 06/30/2020 AT 20.11 FOR REINVESTMENT	2,003.25	2,003.25	2,004.25	
TOTAL	334,311.58	334,093.98	334,795.40	217.60



Statement Period
Account Number

07/01/2019 through 06/30/2020
115150002130
**BENEFIT TRUST COMPANY
AS TRUSTEE FOR
CITY OF FOLSOM
PUBLIC ENTITY INVESTMENT TRUST**

Schedule Of Reportable Transactions

PLAN NUMBER:

EIN NUMBER: 94-6000334

DESCRIPTION	PURCH/SELL PRICE EXPENSE INCURRED	COST OF ASSET	VALUE OF ASSET ON TXN DATE	NET GAIN OR LOSS
HARTFORD WORLD BOND - Y				
PURCHASED 1,851.852 SHS ON 07/05/2019 AT 10.80	20,000.00	20,000.00	19,981.48	
SOLD 530.977 SHS ON 09/30/2019 AT 10.87	5,771.72	5,551.45	5,782.34	220.27
PURCHASED 71.107 SHS ON 09/27/2019 AT 10.88 FOR REINVESTMENT	773.64	773.64	774.36	
SOLD 9,149.991 SHS ON 11/05/2019 AT 10.79	98,728.40	95,675.50	98,728.40	3,052.90
PURCHASED .359 SHS ON 12/03/2019 AT 10.81	3.88	3.88	3.88	
PURCHASED 73.59 SHS ON 12/17/2019 AT 10.76 FOR REINVESTMENT	791.83	791.83	791.09	
PURCHASED 273.853 SHS ON 12/27/2019 AT 10.59 FOR REINVESTMENT	2,900.10	2,900.10	2,908.32	
PURCHASED 826.72 SHS ON 02/06/2020 AT 10.55	8,721.90	8,721.90	8,730.16	
SOLD 17,444.373 SHS ON 02/07/2020 AT 10.56	184,212.58	182,540.94	184,387.02	1,671.64
SOLD .5 SHS ON 02/18/2020 AT 10.54	5.27	5.23	5.26	0.04
TOTAL	321,909.32	316,964.47	322,092.31	4,944.85
PRUDENTIAL GBL TOTL RTRN FD INC PGIM TTL R6				
PURCHASED 24,903.912 SHS ON 11/05/2019 AT 7.08	176,319.70	176,319.70	176,568.74	
PURCHASED 1.832 SHS ON 11/12/2019 AT 7.03	12.88	12.88	12.90	



Statement Period
Account Number

07/01/2019 through 06/30/2020
115150002130
BENEFIT TRUST COMPANY
AS TRUSTEE FOR
CITY OF FOLSOM
PUBLIC ENTITY INVESTMENT TRUST

Schedule Of Reportable Transactions

PLAN NUMBER:

EIN NUMBER: 94-6000334

DESCRIPTION	PURCH/SELL PRICE EXPENSE INCURRED	COST OF ASSET	VALUE OF ASSET ON TXN DATE	NET GAIN OR LOSS
PURCHASED .733 SHS ON 11/21/2019 AT 7.08	5.19	5.19	5.19	
PURCHASED .72 SHS ON 11/25/2019 AT 7.08	5.10	5.10	5.11	
PURCHASED 62.782 SHS ON 11/29/2019 AT 7.08 FOR REINVESTMENT	444.50	444.50	443.24	
PURCHASED .546 SHS ON 12/03/2019 AT 7.10	3.88	3.88	3.87	
PURCHASED 204.202 SHS ON 12/18/2019 AT 6.92 FOR REINVESTMENT	1,413.08	1,413.08	1,411.04	
PURCHASED 416.958 SHS ON 12/18/2019 AT 6.92 FOR REINVESTMENT	2,885.35	2,885.35	2,881.18	
PURCHASED 76.151 SHS ON 12/31/2019 AT 6.95 FOR REINVESTMENT	529.25	529.25	529.25	
PURCHASED 82.524 SHS ON 01/31/2020 AT 7.06 FOR REINVESTMENT	582.62	582.62	581.79	
PURCHASED 565.296 SHS ON 02/06/2020 AT 7.00	3,957.07	3,957.07	3,968.38	
PURCHASED 26,241.108 SHS ON 02/07/2020 AT 7.02	184,212.58	184,212.58	184,474.99	
PURCHASED .751 SHS ON 02/18/2020 AT 7.02	5.27	5.27	5.26	
PURCHASED 99.839 SHS ON 02/28/2020 AT 7.07 FOR REINVESTMENT	705.86	705.86	705.86	

Statement Period
Account Number

07/01/2019 through 06/30/2020
115150002130
BENEFIT TRUST COMPANY
AS TRUSTEE FOR
CITY OF FOLSOM
PUBLIC ENTITY INVESTMENT TRUST

Schedule Of Reportable Transactions

PLAN NUMBER:

EIN NUMBER: 94-6000334

DESCRIPTION	PURCH/SELL PRICE EXPENSE INCURRED	COST OF ASSET	VALUE OF ASSET ON TXN DATE	NET GAIN OR LOSS
PURCHASED 187.327 SHS ON 03/31/2020 AT 6.40 FOR REINVESTMENT	1,198.89	1,198.89	1,197.02	
PURCHASED 172.099 SHS ON 04/30/2020 AT 6.58 FOR REINVESTMENT	1,132.41	1,132.41	1,132.41	
PURCHASED 180.642 SHS ON 05/29/2020 AT 6.76 FOR REINVESTMENT	1,221.14	1,221.14	1,222.95	
PURCHASED 168.359 SHS ON 06/30/2020 AT 6.86 FOR REINVESTMENT	1,154.94	1,154.94	1,158.31	
TOTAL	375,789.71	375,789.71	376,307.49	
PRUDENTIAL FUNDS TOTAL RETURN BOND CL Q				
PURCHASED 2,711.864 SHS ON 07/05/2019 AT 14.75	40,000.00	40,000.00	39,999.99	
PURCHASED 111.172 SHS ON 07/31/2019 AT 14.77 FOR REINVESTMENT	1,642.01	1,642.01	1,650.90	
PURCHASED 115.303 SHS ON 08/30/2019 AT 15.11 FOR REINVESTMENT	1,742.23	1,742.23	1,745.69	
SOLD 2,426.087 SHS ON 09/30/2019 AT 15.03	36,464.09	34,602.86	36,512.61	1,861.23
PURCHASED 98.034 SHS ON 09/30/2019 AT 15.03 FOR REINVESTMENT	1,473.45	1,473.45	1,475.41	
PURCHASED 98.242 SHS ON 10/31/2019 AT 15.02 FOR REINVESTMENT	1,475.60	1,475.60	1,469.70	
PURCHASED 16,179.31 SHS ON 11/05/2019 AT 14.90	241,071.72	241,071.72	241,718.89	

Statement Period
Account Number

07/01/2019 through 06/30/2020
115150002130
**BENEFIT TRUST COMPANY
AS TRUSTEE FOR
CITY OF FOLSOM
PUBLIC ENTITY INVESTMENT TRUST**

Schedule Of Reportable Transactions

PLAN NUMBER:

EIN NUMBER: 94-6000334

DESCRIPTION	PURCH/SELL PRICE EXPENSE INCURRED	COST OF ASSET	VALUE OF ASSET ON TXN DATE	NET GAIN OR LOSS
PURCHASED 138.209 SHS ON 11/29/2019 AT 14.99 FOR REINVESTMENT	2,071.76	2,071.76	2,063.46	
PURCHASED 1.162 SHS ON 12/03/2019 AT 15.03	17.46	17.46	17.42	
PURCHASED 948.94 SHS ON 12/18/2019 AT 14.43 FOR REINVESTMENT	13,693.21	13,693.21	13,712.18	
PURCHASED 909.276 SHS ON 12/18/2019 AT 14.43 FOR REINVESTMENT	13,120.85	13,120.85	13,139.04	
PURCHASED 144.063 SHS ON 12/23/2019 AT 14.40 FOR REINVESTMENT	2,074.51	2,074.51	2,077.39	
PURCHASED 144.802 SHS ON 12/31/2019 AT 14.42 FOR REINVESTMENT	2,088.05	2,088.05	2,092.39	
PURCHASED 143.239 SHS ON 01/31/2020 AT 14.74 FOR REINVESTMENT	2,111.35	2,111.35	2,111.34	
PURCHASED 1,049.795 SHS ON 02/06/2020 AT 14.67	15,400.49	15,400.49	15,452.98	
PURCHASED 135.247 SHS ON 02/28/2020 AT 14.91 FOR REINVESTMENT	2,016.53	2,016.53	2,013.83	
PURCHASED 166.856 SHS ON 03/31/2020 AT 13.90 FOR REINVESTMENT	2,319.30	2,319.30	2,317.63	
PURCHASED 158.343 SHS ON 04/30/2020 AT 14.26 FOR REINVESTMENT	2,257.97	2,257.97	2,257.97	



Statement Period
Account Number

07/01/2019 through 06/30/2020
115150002130
BENEFIT TRUST COMPANY
AS TRUSTEE FOR
CITY OF FOLSOM
PUBLIC ENTITY INVESTMENT TRUST

Schedule Of Reportable Transactions

PLAN NUMBER:

EIN NUMBER: 94-6000334

DESCRIPTION	PURCH/SELL PRICE EXPENSE INCURRED	COST OF ASSET	VALUE OF ASSET ON TXN DATE	NET GAIN OR LOSS
PURCHASED 161.59 SHS ON 05/29/2020 AT 14.51 FOR REINVESTMENT	2,344.67	2,344.67	2,344.67	
PURCHASED 152.168 SHS ON 06/30/2020 AT 14.72 FOR REINVESTMENT	2,239.91	2,239.91	2,241.43	
TOTAL	385,625.16	383,763.93	386,414.92	1,861.23
WESTERN ASSET CORE PLUS BOND IS				
PURCHASED 3,361.345 SHS ON 07/05/2019 AT 11.90	40,000.00	40,000.00	40,033.62	
PURCHASED 143.374 SHS ON 07/31/2019 AT 11.89 FOR REINVESTMENT	1,704.72	1,704.72	1,714.75	
PURCHASED 145.435 SHS ON 08/30/2019 AT 12.13 FOR REINVESTMENT	1,764.13	1,764.13	1,765.58	
SOLD 2,946.263 SHS ON 09/30/2019 AT 12.09	35,620.32	34,741.52	35,679.24	878.80
PURCHASED 127.168 SHS ON 09/30/2019 AT 12.09 FOR REINVESTMENT	1,537.46	1,537.46	1,540.00	
PURCHASED 121.107 SHS ON 10/31/2019 AT 12.17 FOR REINVESTMENT	1,473.87	1,473.87	1,467.82	
PURCHASED 19,672.81 SHS ON 11/05/2019 AT 12.07	237,450.82	237,450.82	238,041.00	
PURCHASED 304.569 SHS ON 11/29/2019 AT 12.07 FOR REINVESTMENT	3,676.15	3,676.15	3,660.92	
PURCHASED 1.44 SHS ON 12/03/2019 AT 12.12	17.45	17.45	17.40	



Statement Period
Account Number

07/01/2019 through 06/30/2020
115150002130
**BENEFIT TRUST COMPANY
AS TRUSTEE FOR
CITY OF FOLSOM
PUBLIC ENTITY INVESTMENT TRUST**

Schedule Of Reportable Transactions

PLAN NUMBER:

EIN NUMBER: 94-6000334

DESCRIPTION	PURCH/SELL PRICE EXPENSE INCURRED	COST OF ASSET	VALUE OF ASSET ON TXN DATE	NET GAIN OR LOSS
PURCHASED 603.509 SHS ON 12/18/2019 AT 11.91 FOR REINVESTMENT	7,187.79	7,187.79	7,199.86	
PURCHASED 264.405 SHS ON 12/18/2019 AT 11.91 FOR REINVESTMENT	3,149.06	3,149.06	3,154.35	
PURCHASED 197.983 SHS ON 12/31/2019 AT 11.96 FOR REINVESTMENT	2,367.88	2,367.88	2,371.84	
PURCHASED 187.02 SHS ON 01/31/2020 AT 12.14 FOR REINVESTMENT	2,270.42	2,270.42	2,272.29	
PURCHASED 1,344.7 SHS ON 02/06/2020 AT 12.12	16,297.77	16,297.77	16,338.11	
PURCHASED 167.773 SHS ON 02/28/2020 AT 12.20 FOR REINVESTMENT	2,046.83	2,046.83	2,051.86	
PURCHASED 182.416 SHS ON 03/31/2020 AT 11.60 FOR REINVESTMENT	2,116.03	2,116.03	2,108.73	
PURCHASED 172.306 SHS ON 04/30/2020 AT 11.94 FOR REINVESTMENT	2,057.33	2,057.33	2,048.72	
PURCHASED 163.709 SHS ON 05/29/2020 AT 12.17 FOR REINVESTMENT	1,992.34	1,992.34	1,995.61	
PURCHASED 138.329 SHS ON 06/30/2020 AT 12.28 FOR REINVESTMENT	1,698.68	1,698.68	1,702.83	
TOTAL	364,429.05	363,550.25	365,164.53	878.80
TOTAL MUTUAL FUND - FIXED INCOME	2,740,301.16	2,744,561.36	2,743,772.66	4,260.20-
TOTAL SECURITY TRANSACTIONS EXCEEDING 5%		2,744,561.36		



Statement Period	07/01/2019 through 06/30/2020
Account Number	115150002130
	BENEFIT TRUST COMPANY
	AS TRUSTEE FOR
	CITY OF FOLSOM
	PUBLIC ENTITY INVESTMENT TRUST

Schedule Of Reportable Transactions

PLAN NUMBER :

EIN NUMBER : 94-6000334

DESCRIPTION	PURCH/SELL PRICE EXPENSE INCURRED	COST OF ASSET	VALUE OF ASSET ON TXN DATE	NET GAIN OR LOSS
BEGINNING MARKET VALUE:	6,391,423.05			
SINGLE TRANSACTIONS EXCEEDING 5%:				
11/06/2019 SOLD 21,444.703 SHS GUGGENHEIM INVESTMENTS MACRO OPPORTUNITIES INST. ON 11/05/2019 AT 25.76		564,875.80		
TOTAL SINGLE TRANSACTIONS EXCEEDING 5%		564,875.80		



Statement Period
Account Number

07/01/2019 through 06/30/2020
115150002130
BENEFIT TRUST COMPANY
AS TRUSTEE FOR
CITY OF FOLSOM
PUBLIC ENTITY INVESTMENT TRUST

Balance Sheet


	AS OF 07/01/2019		AS OF 06/30/2020	
	AVG COST VALUE	MARKET VALUE	AVG COST VALUE	MARKET VALUE
A S S E T S				
CASH	16,429.50	16,429.50	18,009.89	18,009.89
DUE FROM BROKERS	0.00	0.00	0.00	0.00
TOTAL CASH & RECEIVABLES	16,429.50	16,429.50	18,009.89	18,009.89
MUTUAL FUNDS				
MUTUAL FUND - FIXED INCOME	3,454,594.55	3,507,050.57	3,870,758.50	3,998,169.53
MUTUAL FUND - DOMESTIC EQUITY	1,976,931.20	2,117,661.80	1,993,068.39	2,218,839.52
MUTUAL FUND - INTERNATIONAL EQUI	430,342.20	460,217.04	569,729.78	573,076.57
MUTUAL FUND - REAL ESTATE	282,097.18	306,493.64	489,712.55	430,940.09
TOTAL MUTUAL FUNDS	6,143,965.13	6,391,423.05	6,923,269.22	7,221,025.71
TOTAL HOLDINGS	6,143,965.13	6,391,423.05	6,923,269.22	7,221,025.71
TOTAL ASSETS	6,160,394.63	6,407,852.55	6,941,279.11	7,239,035.60
L I A B I L I T I E S				
DUE TO BROKERS	16,429.50	16,429.50	18,009.89	18,009.89
TOTAL LIABILITIES	16,429.50	16,429.50	18,009.89	18,009.89
TOTAL NET ASSET VALUE	6,143,965.13	6,391,423.05	6,923,269.22	7,221,025.71






Statement Period
Account Number


07/01/2019 through 06/30/2020
115150002130
BENEFIT TRUST COMPANY
AS TRUSTEE FOR
CITY OF FOLSOM
PUBLIC ENTITY INVESTMENT TRUST




Beginning Market Allocation



0.3%		CASH & RECEIVABLES	16,429.50
0.3%		LIABILITIES	16,429.50-
100.0%		MUTUAL FUNDS	6,391,423.05
100.0%	Total		6,391,423.05

Ending Market Allocation



0.2%		CASH & RECEIVABLES	18,009.89
0.2%		LIABILITIES	18,009.89-
100.0%		MUTUAL FUNDS	7,221,025.71
100.0%	Total		7,221,025.71



Statement Period
Account Number

07/01/2019 through 06/30/2020
115150002130
**BENEFIT TRUST COMPANY
AS TRUSTEE FOR
CITY OF FOLSOM
PUBLIC ENTITY INVESTMENT TRUST**

Schedule Of Prior Period Trades Settled

DATE	DESCRIPTION	DUE FROM BROKERS	DUE TO BROKERS
07/01/2019	PURCHASED 126.529 SHS BLACKROCK TOTAL RETURN - K ON 06/28/2019 AT 11.80 FOR REINVESTMENT		1,493.04
07/01/2019	PURCHASED 49.805 SHS GUGGENHEIM INVESTMENTS MACRO OPPORTUNITIES INST. ON 06/28/2019 AT 25.94 FOR REINVESTMENT		1,291.95
07/01/2019	PURCHASED 60.932 SHS GUGGENHEIM INVESTMENTS INVESTMENT GRADE BOND FUND ON 06/28/2019 AT 18.73 FOR REINVESTMENT		1,141.25
07/01/2019	PURCHASED 76.809 SHS HARTFORD WORLD BOND - Y ON 06/27/2019 AT 10.82 FOR REINVESTMENT		831.07
07/01/2019	PURCHASED 150.699 SHS LEGG MASON BW GLOBAL OPPORTUNITIES BOND IS ON 06/28/2019 AT 10.43 FOR REINVESTMENT		1,571.79
07/01/2019	PURCHASED 132.625 SHS LEGG MASON BW ALTERNATIVE CREDIT ON 06/28/2019 AT 10.44 FOR REINVESTMENT		1,384.60
07/01/2019	PURCHASED 96.627 SHS PRUDENTIAL FUNDS TOTAL RETURN BOND CL Q ON 06/28/2019 AT 14.76 FOR REINVESTMENT		1,426.21
07/01/2019	PURCHASED 132.387 SHS WESTERN ASSET CORE PLUS BOND IS ON 06/28/2019 AT 11.90 FOR REINVESTMENT		1,575.41
07/02/2019	PURCHASED 64.803 SHS COHEN AND STEERS REAL ESTATE SECURITIES - Z ON 06/28/2019 AT 16.62 FOR REINVESTMENT		1,077.02



Statement Period
Account Number

07/01/2019 through 06/30/2020
115150002130
**BENEFIT TRUST COMPANY
AS TRUSTEE FOR
CITY OF FOLSOM
PUBLIC ENTITY INVESTMENT TRUST**

Schedule Of Prior Period Trades Settled

DATE	DESCRIPTION	DUE FROM BROKERS	DUE TO BROKERS
07/02/2019	PURCHASED 93.004 SHS COHEN AND STEERS REAL ESTATE SECURITIES - Z ON 06/28/2019 AT 16.62 FOR REINVESTMENT		1,545.72
07/02/2019	PURCHASED 186.007 SHS COHEN AND STEERS REAL ESTATE SECURITIES - Z ON 06/28/2019 AT 16.62 FOR REINVESTMENT		3,091.44
	TOTAL PRIOR PERIOD TRADES SETTLED		16,429.50
	NET RECEIVABLE/PAYABLE		16,429.50-



Statement Period
Account Number

07/01/2019 through 06/30/2020
115150002130
**BENEFIT TRUST COMPANY
AS TRUSTEE FOR
CITY OF FOLSOM
PUBLIC ENTITY INVESTMENT TRUST**

Schedule Of Pending Trades End Of Period

DATE	DESCRIPTION	DUE FROM BROKERS	DUE TO BROKERS
07/01/2020	PURCHASED 87.22 SHS BLACKROCK TOTAL RETURN - K ON 06/30/2020 AT 12.39 FOR REINVESTMENT		1,080.65
07/01/2020	PURCHASED 99.615 SHS GUGGENHEIM INVESTMENTS INVESTMENT GRADE BOND FUND ON 06/30/2020 AT 20.11 FOR REINVESTMENT		2,003.25
07/01/2020	PURCHASED 168.359 SHS PRUDENTIAL GBL TOTL RTRN FD INC PGIM TTL R6 ON 06/30/2020 AT 6.86 FOR REINVESTMENT		1,154.94
07/01/2020	PURCHASED 152.168 SHS PRUDENTIAL FUNDS TOTAL RETURN BOND CL Q ON 06/30/2020 AT 14.72 FOR REINVESTMENT		2,239.91
07/01/2020	PURCHASED 138.329 SHS WESTERN ASSET CORE PLUS BOND IS ON 06/30/2020 AT 12.28 FOR REINVESTMENT		1,698.68
07/02/2020	PURCHASED 145.217 SHS COHEN AND STEERS REAL ESTATE SECURITIES - Z ON 06/30/2020 AT 14.59 FOR REINVESTMENT		2,118.71
07/02/2020	PURCHASED 528.701 SHS COHEN AND STEERS REAL ESTATE SECURITIES - Z ON 06/30/2020 AT 14.59 FOR REINVESTMENT		7,713.75
	TOTAL PENDING TRADES END OF PERIOD		18,009.89
	NET RECEIVABLE/PAYABLE		18,009.89 -