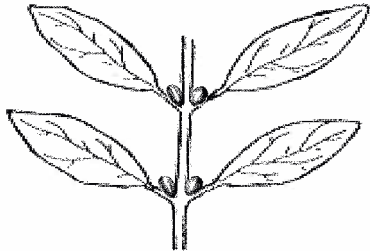


**SECTION 6 -- BROADLEAF-OPPOSITE-  
SIMPLE-DECIDUOUS**

<i>Acer buergerianum</i>		Trident Maple
<i>Acer campestre</i>		Hedge Maple
<i>Acer circinatum</i>		Vine Maple
<i>Acer macrophyllum</i>		Big-leaf Maple
<i>Acer palmatum</i>		Japanese Maple (green or standard)
<i>Acer palmatum</i> 'Atropurpureum'		Red Japanese Maple
<i>Acer palmatum</i> 'Bloodgood'		Bloodgood Japanese Maple
<i>Acer rubrum</i>		Red Maple (seedling)
<i>Acer rubrum</i> 'Bowhall'		Bowhall Red Maple
<i>Acer rubrum</i> 'Columnare'		Columnare Red Maple
<i>Acer rubrum</i> 'OctoberGlory' 'RedSunset'		Red Maple October Glory/Red Sunset
<i>Acer saccharinum</i>		Silver Maple
<i>Acer tataricum</i> ginnala		Amur Maple
<i>Acer truncatum</i>		Shantung Maple
<i>Cornus controversa</i>		Giant Dogwood
<i>Cornus florida</i>		Eastern Dogwood
<i>Cornus kousa</i>		Kousa Dogwood
<i>Cornus</i> x 'Eddie's White Wonder'		Eddie's White Wonder Dogwood
<i>Paulownia tomentosa</i>		Empress/Princess Tree



SIMPLE OPPOSITE

COMMON	NOT SEEN
RARE BUT FOUND	NOT RECOMMENDED



**Average Height:**  
20' – 25'

**Average Canopy:**  
20' – 25'

**Shape:**  
Oval

**Leaf:**  
Red/orange in fall




**Flowers:**  
Inconspicuous

**Fruit/Seed:**  
Double samara





**Bark:**  
Gray shedding

**Other Characteristics:**  
Fine roots, retains lots of seeds in winter

<b>TRIDENT MAPLE</b>		<i>Acer buergerianum</i>
<b>BROADLEAF</b>	<b>OPPOSITE</b>	<b>SIMPLE</b>
<b>DECIDUOUS</b>		

<i>Acer campestre</i>		Hedge Maple	
DECIDUOUS	SIMPLE	OPPOSITE	BROADLEAF
<p> <b>Average Height:</b>  <b>30' – 70'</b>  <b>Average Canopy:</b>  <b>30' – 35'</b>  <b>Shape:</b>  <b>Rounded</b>  <b>Leaf:</b>  <b>Yellow in fall</b>  <b>Flowers:</b>  <b>Inconspicuous</b>  <b>Fruit/Seed:</b>  <b>Double samara stays on all winter</b>  <b>Bark:</b>  <b>Shredding brown\gray</b>  <b>Other Characteristics:</b>  <b>Lots of small branches</b> </p>			
			
			
			

<i>Acer circinatum</i>		Vine Maple	
		BROADLEAF	OPPOSITE
DECIDUOUS	SIMPLE	<p><b>Average Height:</b> 5' – 35'</p> <p><b>Average Canopy:</b> 35' – 35'</p> <p><b>Shape:</b> Round to irregular</p> <p><b>Leaf:</b> Red/yellow/orange</p> <p><b>Flowers:</b> Inconspicuous</p> <p><b>Fruit/Seed:</b> Double samara</p> <p><b>Bark:</b> Smooth gray, darkens and furrowed with age</p> <p><b>Other Characteristics:</b> Typically multi-stemmed</p>	
			
			
			


<i>Acer macrophyllum</i>		Big-leaf Maple	
		BROADLEAF	OPPOSITE
DECIDUOUS	SIMPLE	<p>Average Height: <b>45' – 75'</b></p> <p>Average Canopy: <b>30' – 75'</b></p> <p>Shape: <b>Broad-rounded</b></p> <p>Leaf: <b>Yellow in fall</b></p> <p>Flowers: <b>Inconspicuous</b></p> <p>Fruit/Seed: <b>Double samara</b></p> <p>Bark: <b>Dark brown plates</b></p> <p>Other Characteristics: <b>Really <u>BIG</u> leaves</b></p>	
			
			

<p><i>Acer palmatum</i></p>		Japanese Maple (green or standard)	
		BROADLEAF	OPPOSITE
<p>Average Height: 20'</p> <p>Average Canopy: 25' – 40'</p> <p>Shape: Spreading</p> <p>Leaf: Red/orange/yellow in fall</p> <p>Flowers: Inconspicuous</p> <p>Fruit/Seed: Double samara</p> <p>Bark: Green bark when young, eventually turning to gray/brown.</p> <p>Other Characteristics: Vibrant fall color</p>		 	
 			





<p><b>Average Height:</b> 15' – 20'</p> <p><b>Average Canopy:</b> 12' – 15'</p> <p><b>Shape:</b> Oval vase</p> <p><b>Leaf:</b> Red in fall</p> <p><b>Flowers:</b> Inconspicuous</p> <p><b>Fruit/Seed:</b> Double samara</p> <p><b>Bark:</b> Grey on trunk, green and red on twigs</p> <p><b>Other Characteristics:</b> Purplish in summer</p>		Red Japanese Maple	
		BROADLEAF	OPPOSITE
			
			
		<p><i>Acer palmatum</i> 'Atropurpureum'</p>	
DECIDUOUS		SIMPLE	




<i>Acer palmatum</i> 'Bloodgood'		Bloodgood Japanese Maple	
DECIDUOUS	SIMPLE	OPPOSITE	BROADLEAF



**Average Height:**  
 15'  
**Average Canopy:**  
 6'- 10'  
**Shape:**  
 Tight vase  
**Leaf:**  
 Red in spring and fall  
**Flowers:**  
 Inconspicuous  
**Fruit/Seed:**  
 Double samara  
**Bark:**  
 Tight gray color  
**Other Characteristics:**  
 Single or multi-trunk, greenish  
 in summer





<i>Acer rubrum</i>		Red Maple (seedling)	
		BROADLEAF	OPPOSITE
DECIDUOUS	SIMPLE	<p><b>Average Height:</b> 50' – 60'</p> <p><b>Average Canopy:</b> 35' – 40'</p> <p><b>Shape:</b> Oval round</p> <p><b>Leaf:</b> Red-yellow in fall, leaf stem is reddish</p> <p><b>Flowers:</b> Inconspicuous</p> <p><b>Fruit/Seed:</b> Double samara</p> <p><b>Bark:</b> Smooth gray turning to tight fissures with age</p> <p><b>Other Characteristics:</b> Many do not have red fall color, seeds drop in Spring</p>	
		 	
			
			

<p><b>Bowhall Red Maple</b></p> <p><i>Acer rubrum</i> 'Bowhall'</p>		BROADLEAF
		OPPOSITE
<p><b>Average Height:</b> 40' – 50'</p> <p><b>Average Canopy:</b> 15'</p> <p><b>Shape:</b> Oval-cone</p> <p><b>Leaf:</b> Orange-red in fall</p> <p><b>Flowers:</b> Inconspicuous</p> <p><b>Fruit/Seed:</b> Double samara</p> <p><b>Bark:</b> Smooth gray and becoming shreddy with age</p> <p><b>Other Characteristics:</b> Very regular shape</p>		     
<p><b>Average Height:</b> 40' – 50'</p> <p><b>Average Canopy:</b> 15'</p> <p><b>Shape:</b> Oval-cone</p> <p><b>Leaf:</b> Orange-red in fall</p> <p><b>Flowers:</b> Inconspicuous</p> <p><b>Fruit/Seed:</b> Double samara</p> <p><b>Bark:</b> Smooth gray and becoming shreddy with age</p> <p><b>Other Characteristics:</b> Very regular shape</p>		DECIDUOUS

<p><b>Average Height:</b> 35' – 45'</p> <p><b>Average Canopy:</b> 10'</p> <p><b>Shape:</b> Columnar</p> <p><b>Leaf:</b> Orange red in fall</p> <p><b>Flowers:</b> Inconspicuous</p> <p><b>Fruit/Seed:</b> Double samara</p> <p><b>Bark:</b> Smooth gray, with age, tight furrows</p> <p><b>Other Characteristics:</b> Beautiful fall color, tight upright branches</p>		<p><b>BROADLEAF</b></p>		<p><b>Columnare Red Maple</b></p>
		<p><b>OPPOSITE</b></p>	<p><b>SIMPLE</b></p>	<p><i>Acer rubrum</i> 'Columnare'</p>
				

BROADLEAF	OPPOSITE	<p>Red Maple October Glory/Red Sunset</p>
SIMPLE	DECIDUOUS	<p>Glory/Red Sunset <i>Acer rubrum</i> 'October'</p>
<p>Average Height: 40' – 60'</p> <p>Average Canopy: 20' – 25'</p> <p>Shape: Round</p> <p>Leaf: Red in fall</p> <p>Flowers: Inconspicuous</p> <p>Fruit/Seed: Double samara</p> <p>Bark: Smooth gray</p> <p>Other Characteristics: Vibrant red fall color</p>		
		

*Acer saccharinum*

DECIDUOUS

SIMPLE

Silver Maple

OPPOSITE

BROADLEAF

Average Height:

40' - 60'

Average Canopy:

20' - 25'

Shape:

Round

Leaf:

Red in fall

Flowers:

Inconspicuous

Fruit/Seed:

Double samara


Bark:




Light gray, smooth when young, stips with loose ends with age

Other Characteristics:





May have good fall color (red or yellow), commonly has broadleaf mistletoe, underside of leaves

silvery, aphids common, shallow roots, brittle wood





<i>Acer tataricum ginnala</i>		Amur Maple	
		BROADLEAF	OPPOSITE
DECIDUOUS	SIMPLE	<p>Average Height: <b>20'</b></p> <p>Average Canopy: <b>15' - 20'</b></p> <p>Shape: <b>Irregular</b></p> <p>Leaf: <b>Red in fall</b></p> <p>Flowers: <b>Inconspicuous</b></p> <p>Fruit/Seed: <b>Double samara</b></p> <p>Bark: <b>Flaky/peeling</b></p> <p>Other Characteristics: <b>Lots of brown colored seeds in winter, lots of small branches on trunk</b></p>	
 			

<i>Acer truncatum</i>		Shantung Maple	
DECIDUOUS	SIMPLE	OPPOSITE	BROADLEAF
<p>Average Height: 25'</p> <p>Average Canopy: 25'</p> <p>Shape: Rounded</p> <p>Leaf: 5 Pointed</p> <p>Flowers: Inconspicuous</p> <p>Fruit/Seed: Double Samara</p> <p>Bark: Brown/black with tight fairly parallel furrows</p> <p>Other Characteristics: Long leaf stems, green</p>			
			
			

<i>Cornus controversa</i>		Giant Dogwood	
		BROADLEAF	OPPOSITE
DECIDUOUS	SIMPLE	<p><b>Average Height:</b> 40' – 60'</p> <p><b>Average Canopy:</b> 40' – 50'</p> <p><b>Shape:</b> Round</p> <p><b>Leaf:</b> Red in fall</p> <p><b>Flowers:</b> White bract</p> <p><b>Fruit/Seed:</b> Blue-black berries</p> <p><b>Bark:</b> Black with gray furrows</p> <p><b>Other Characteristics:</b> Flowers in clusters are not as showy as most dogwoods</p>	
			
		 	



<i>Cornus florida</i>		Eastern Dogwood	
		BROADLEAF	OPPOSITE
DECIDUOUS	SIMPLE	<p><b>Average Height:</b> 20' – 30'</p> <p><b>Average Canopy:</b> 20' – 30'</p> <p><b>Shape:</b> Round, flat top, layered branches</p> <p><b>Leaf:</b> 1 ½" x 3" Red fall color</p> <p><b>Flowers:</b> White to pink bracts</p> <p><b>Fruit/Seed:</b> Red berry with black seed in fall to winter</p> <p><b>Bark:</b> Resembles alligator skin</p> <p><b>Other Characteristics:</b> Bud forms in fall and stays until spring bloom</p>	
			
			
			
			

<i>Cornus kousa</i>		Kousa Dogwood	
DECIDUOUS	SIMPLE	OPPOSITE	BROADLEAF

**Average Height:**  
 20' – 30'  
**Average Canopy:**  
 20' – 30'  
**Shape:**  
 Round with flat top  
**Leaf:**  
 Red in fall  
**Flowers:**  
 Creamy white bracts  
**Fruit/Seed:**  
 Red berries  
**Bark:**  
 Smooth gray  
**Other Characteristics:**  
 Blooms with leaves, 4 pointed white bracts around flower



<b>Eddie's White Wonder</b>		<b>Dogwood</b>	
OPPOSITE		BROADLEAF	
SIMPLE		DECIDUOUS	
<i>Cornus</i> x <i>Eddie's Wonder</i>			

**Average Height:**  
 20' - 30'  
**Average Canopy:**  
 20' - 30'  
**Shape:**  
 Round with flat top  
**Leaf:**  
 Red in fall  
**Flowers:**  
 Large white bract  
**Fruit/Seed:**  
 Red berries in fall and winter  
**Bark:**  
 Smooth gray  
**Other Characteristics:**  
 Blooms before leaves



		<i>Paulownia tomentosa</i>		Empress/Princess Tree	
		DECIDUOUS	SIMPLE	OPPOSITE	BROADLEAF
<p> <b>Average Height:</b>  <b>30' – 60'</b>  <b>Average Canopy:</b>  <b>25' – 50'</b>  <b>Shape:</b>  <b>Round</b>  <b>Leaf:</b>  <b>Yellow in fall</b>  <b>Flowers:</b>  <b>Purple</b>  <b>Fruit/Seed:</b>  <b>Winged in capsules</b>  <b>Bark:</b>  <b>Gray tight furrows</b>  <b>Other Characteristics:</b>  <b>Can be invasive by seed, huge leaves</b> </p>					
