


# FY 20-21 Outlook and Budget Workshop

Presentation to the Folsom City Council  
February 25, 2020



CITY OF  
**FOLSOM**

# Budget Basics



CITY OF  
FOLSOM

**B**

- Build Sustainability

**A**

- Address Deferred Maintenance

**S**

- Strengthen Core Services

**I**

- Invest for the Future

**C**

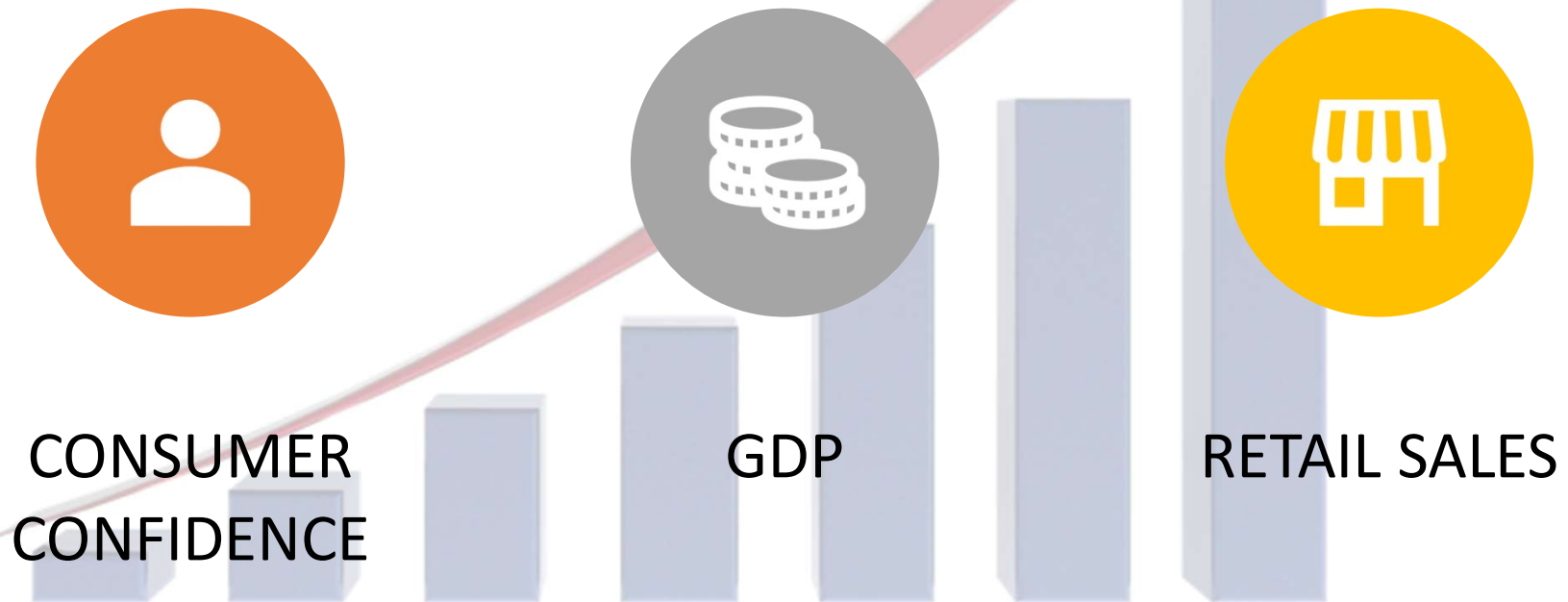
- Community Balance of Services



# Economic Outlook -National



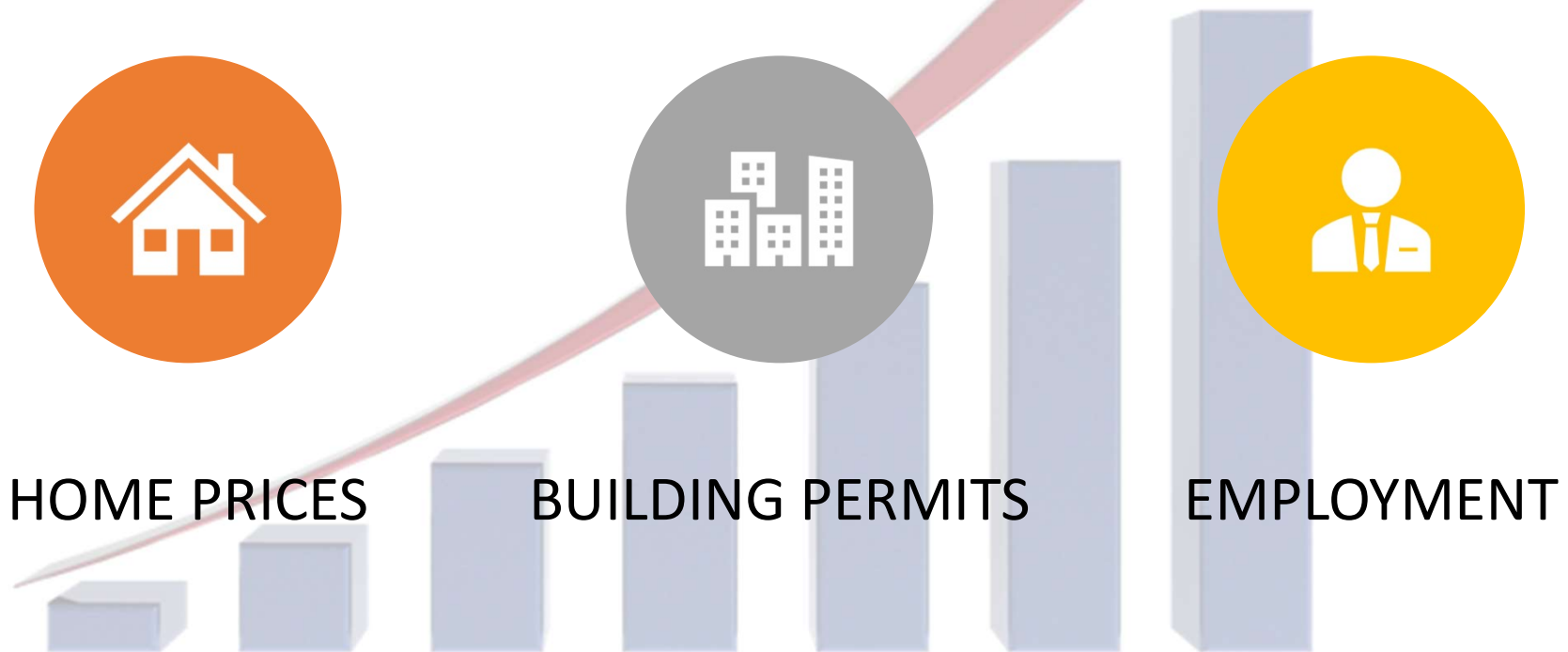
CITY OF  
FOLSOM



# Economic Outlook - Local



CITY OF  
FOLSOM



# Major Revenue Categories



CITY OF  
**FOLSOM**

	<b>FY 16-17</b>	<b>FY 17-18</b>	<b>FY 18-19</b>	<b>FY 19-20</b>	<b>FY 20-21</b>
	<b>Actual</b>	<b>Actual</b>	<b>Actual</b>	<b>Projected</b>	<b>Estimated</b>
Property Tax	\$23,301,973	\$24,537,819	\$26,669,899	\$27,851,631	\$29,784,989
Sales Tax	24,721,293	22,294,827	25,359,293	25,700,006	26,695,581
Charges for Services	13,829,099	15,521,751	16,200,278	14,964,935	13,664,930
Licenses, Permits & VLF	8,228,994	9,252,499	9,830,997	10,195,719	10,262,021
Transfers In	6,063,948	7,923,701	7,694,005	7,211,844	7,128,095
All other	6,479,942	6,576,967	6,506,365	6,774,026	6,476,309
<b>Total Revenue</b>	<b>\$82,625,249</b>	<b>\$86,107,564</b>	<b>\$92,260,837</b>	<b>\$92,698,161</b>	<b>\$94,011,925</b>

# Budget Drivers - Revenue



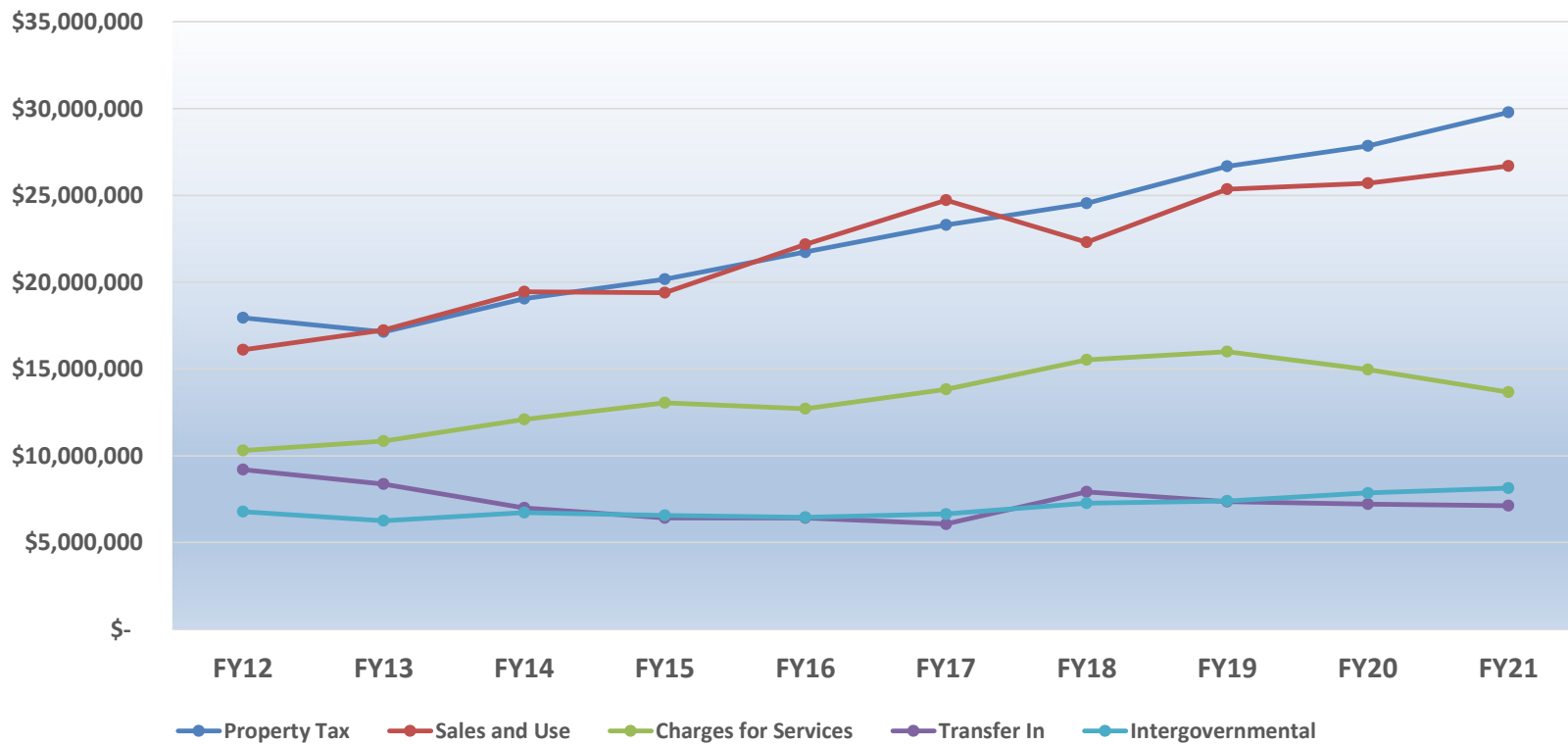
CITY OF  
FOLSOM

	FY 17-18 Actual	FY 18-19 Actual	FY 19-20 Projected	FY 20-21 Estimated	% Increase
<b>All Tax Related Revenue</b>	<b>\$51,473,380</b>	<b>\$56,838,617</b>	<b>\$58,443,224</b>	<b>\$61,401,570</b>	<b>5.1%</b>
<b>All Non-Tax Revenue</b>	<b>\$34,634,184</b>	<b>\$35,422,220</b>	<b>\$34,254,937</b>	<b>\$32,610,355</b>	<b>-4.8%</b>
Development Fees	4,057,017	3,929,009	3,039,775	2,455,656	
Building Permits	1,757,983	2,023,999	2,103,000	1,500,000	
Parks & Rec Fees	4,932,538	5,018,254	5,073,928	5,026,300	
Ambulance Fees	3,910,889	4,056,780	4,300,000	4,450,000	
Transfers In	7,923,701	7,694,005	7,211,844	7,128,095	
<b>Total Revenue</b>	<b>\$86,107,564</b>	<b>\$92,260,837</b>	<b>\$92,698,161</b>	<b>\$94,011,925</b>	<b>1.4%</b>

# General Fund Revenues



CITY OF  
FOLSOM



# Major Expense Categories



CITY OF  
**FOLSOM**

	<b>FY 17-18</b>	<b>FY 18-19</b>	<b>FY 19-20</b>	<b>FY 20-21</b>
	<b>Actual</b>	<b>Actual</b>	<b>Projected</b>	<b>Estimated</b>
Salaries	\$34,111,239	\$37,065,727	\$39,153,462	\$40,399,898
Benefits	14,029,698	10,919,878	10,444,344	11,366,326
PERS	11,153,501	12,600,342	16,090,008	16,617,588
O&M	18,431,908	22,057,504	26,461,868	22,623,936
Capital Outlay	2,050,535	3,053,379	3,015,615	1,800,000
Debt Service	2,193,283	904,703	909,234	904,881
<b>Total Expenses</b>	<b>\$81,970,164</b>	<b>\$86,601,533</b>	<b>\$96,074,531</b>	<b>\$93,712,629</b>

**Revenue Estimate** **\$94,011,925**

**\$299,296**



# Budget Requests



CITY OF  
FOLSOM

Total amount of  
PLS requests:  
\$24+ million

Positions  
requested:  
28.5

# Budget Drivers - Expenses



CITY OF  
FOLSOM



New MOU's with Employee Bargaining Groups



PERS Increases



Retiree Health



Increases in minimum wage

# Budget Drivers - Expenses



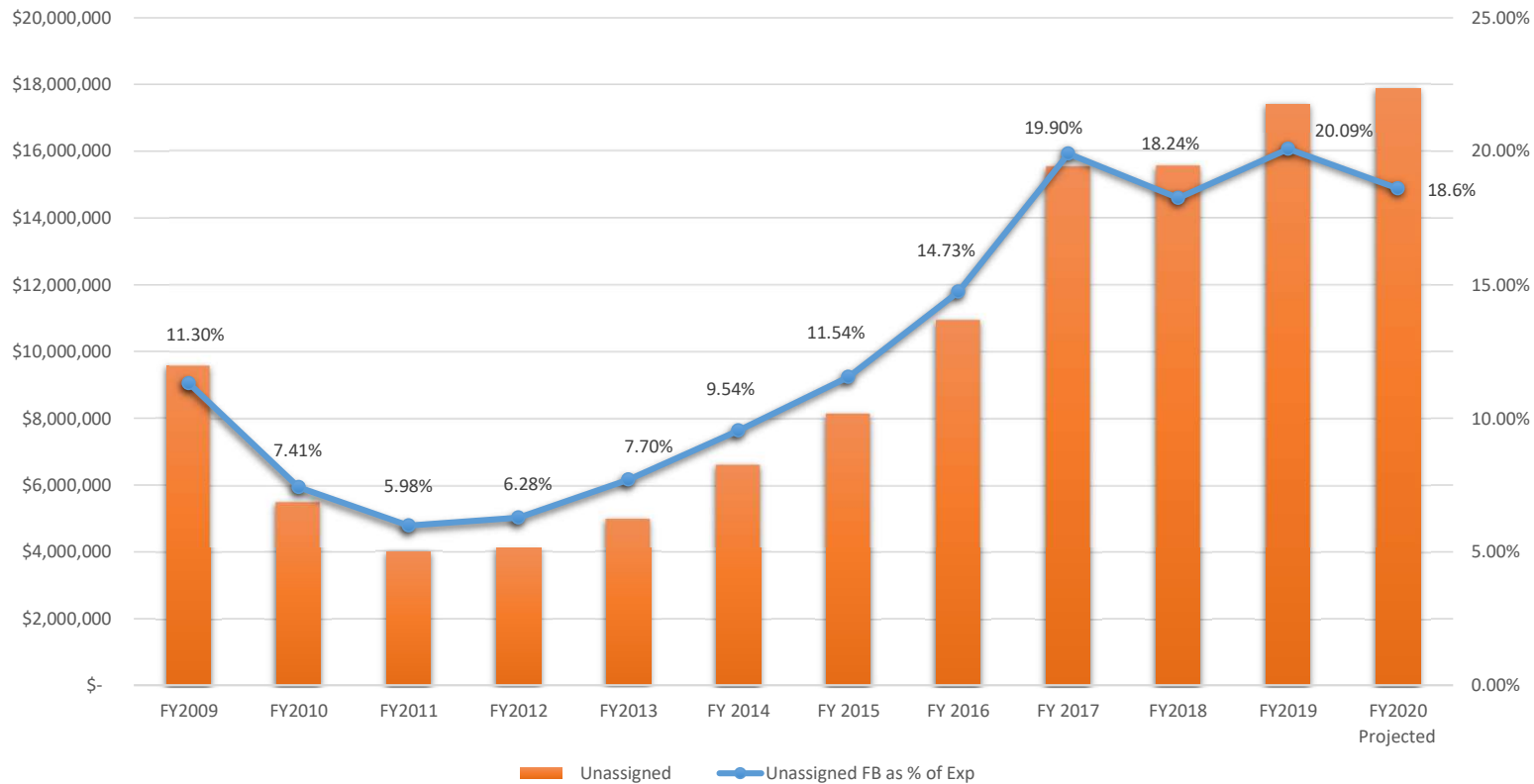
CITY OF  
**FOLSOM**

	<b>FY 20</b>	<b>FY 21</b>		
	<b>Budget</b>	<b>Estimated</b>	<b>Increase</b>	<b>% Increase</b>
Wages	\$38,215,461	\$40,399,898	\$2,184,437	5.72%
Retiree Health	3,316,427	3,550,197	233,770	7.05%
PERS	16,090,008	16,617,588	527,580	3.28%
Other Benefits	10,959,269	11,366,326	407,057	3.71%
O&M	19,439,326	19,073,739	(365,587)	-1.88%
<b>Total</b>			<b>\$2,987,257</b>	<b>3.4%</b>

# Unassigned General Fund Balance



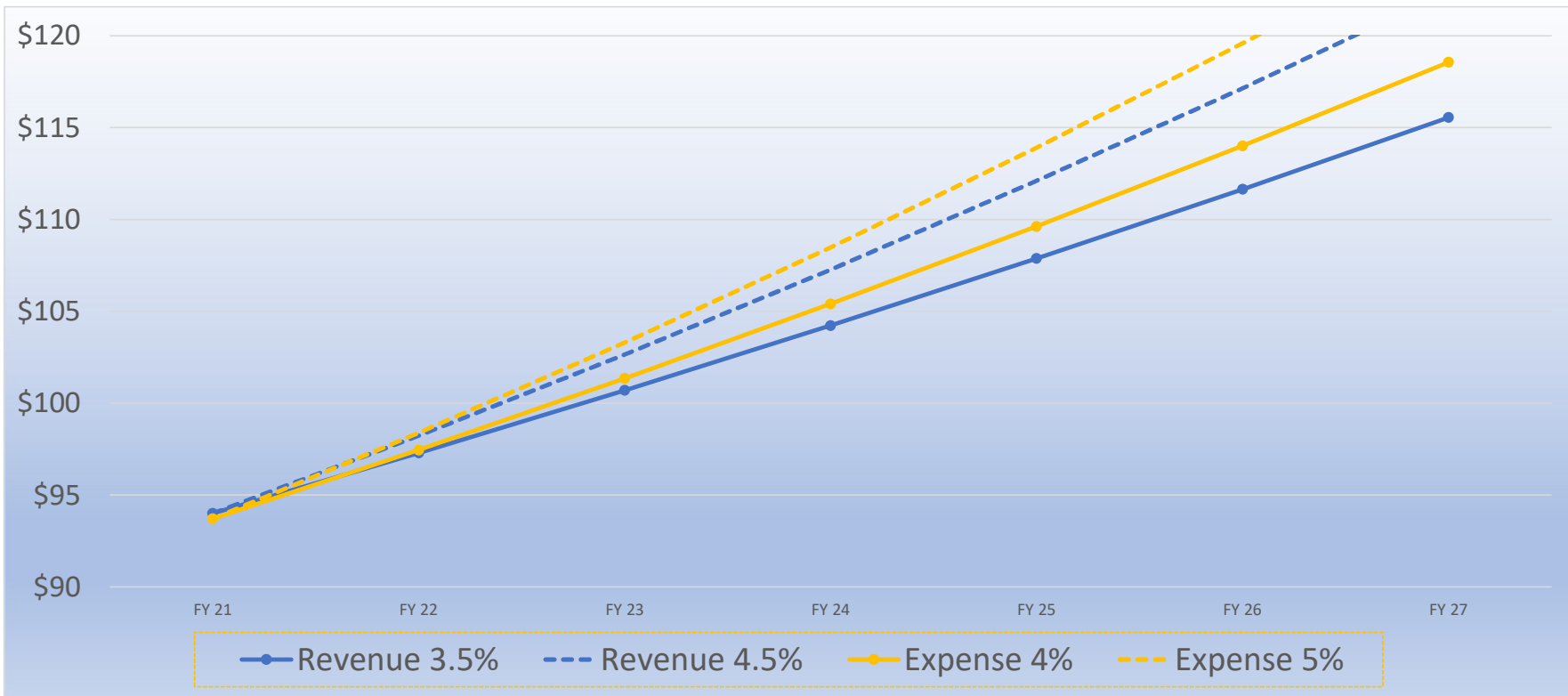
CITY OF  
**FOLSOM**



# Revenue and Expenditure Forecast General Fund



CITY OF  
FOLSOM



# Council Priorities



CITY OF  
FOLSOM

Maintain 15%  
reserve

Keep public safety  
as top priority

Park renovation  
and maintenance

Transportation  
infrastructure

Community  
Center renovation

Prepay PERS to  
use money for  
pension trust fund

Expansion of  
Police Facilities

Community  
Center roof  
replacement

Traffic calming

Aquatic center  
pool renovation

Develop capital  
reinvestment plan

Fire station  
renovation

# Financing Capital Improvements



CITY OF  
**FOLSOM**

Aquatic Center Pool Renovation	\$	1,600,000
Carpet Replacement in Library		90,000
Community Center Renovation		302,000
Community Center Roof Replacement		150,000
Fire Department Vehicles		1,200,000
Fire Station 38 Renovation		1,552,100
Park Renovation & Maintenance		3,085,000
Police Facility Expansion		3,500,000
Public Works - Street Overlay Project		1,755,000
Solid Waste Vehicles		3,286,762
Wastewater - Natoma Alley Rehab FY21		676,444
Water Treatment Plant Capacity Upgrade FY21		3,210,237
	\$	<u>20,407,543</u>

# Issues to be considered



CITY OF  
FOLSOM

- Can we sustain economy changes?
- How do we maintain our core services?
- What investments need to be made for the future?



# Conclusion



CITY OF  
FOLSOM

- Discussion, questions and direction to staff